

# Oral Health and Health Services in Darlington

D P Landes  
Deputy Director of Public Health



# Oral Health

- Local Data
- National Data

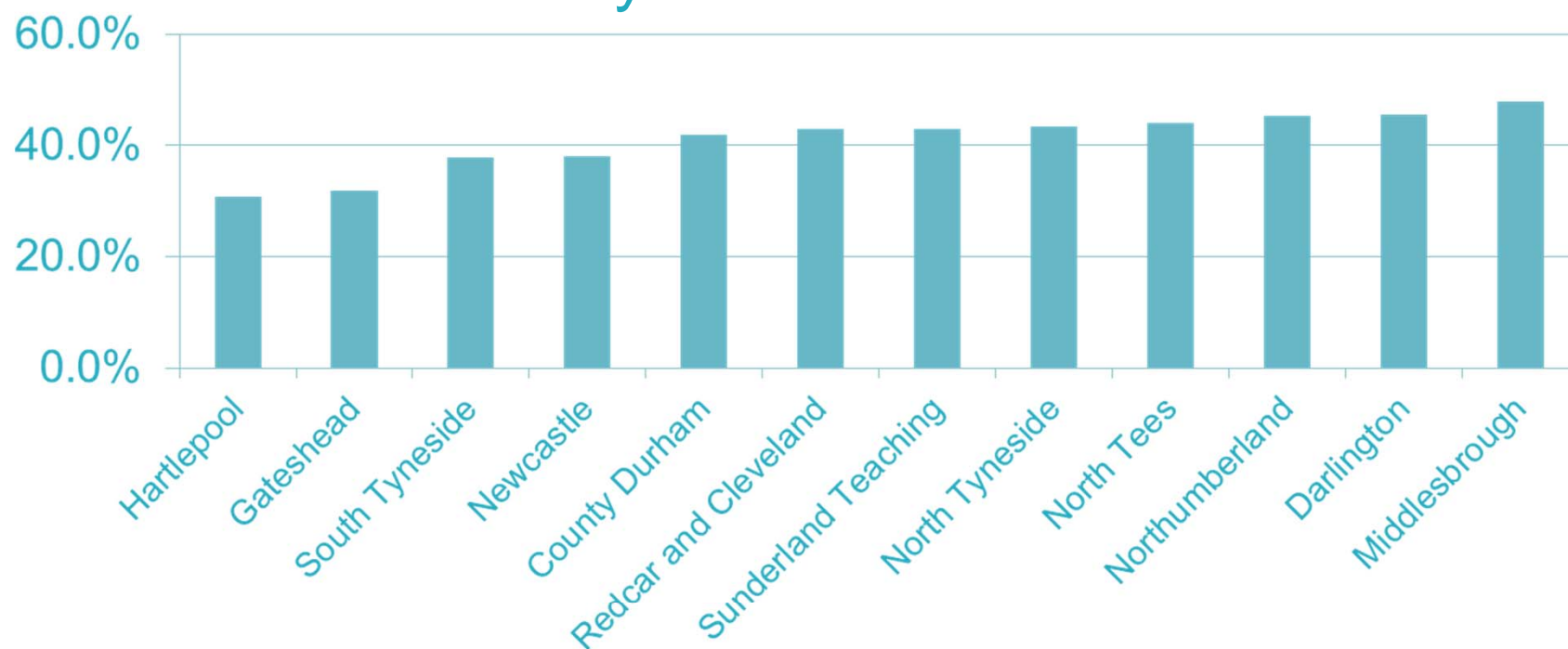


# Children's Oral Health

- Regular Surveys
- National Protocols
- Change in Consent



## Chart showing Percentage Children decayed teeth at 12 years old 2008/09



# National Adult Dental Survey 2009

## North East Results

- 82% adults functional dentition 21 teeth
- 53% 18 more sound untreated teeth
- 34% evidence active decay
- 9% often dental pain
- 9% evidence acute dental condition



# Access to NHS dental services


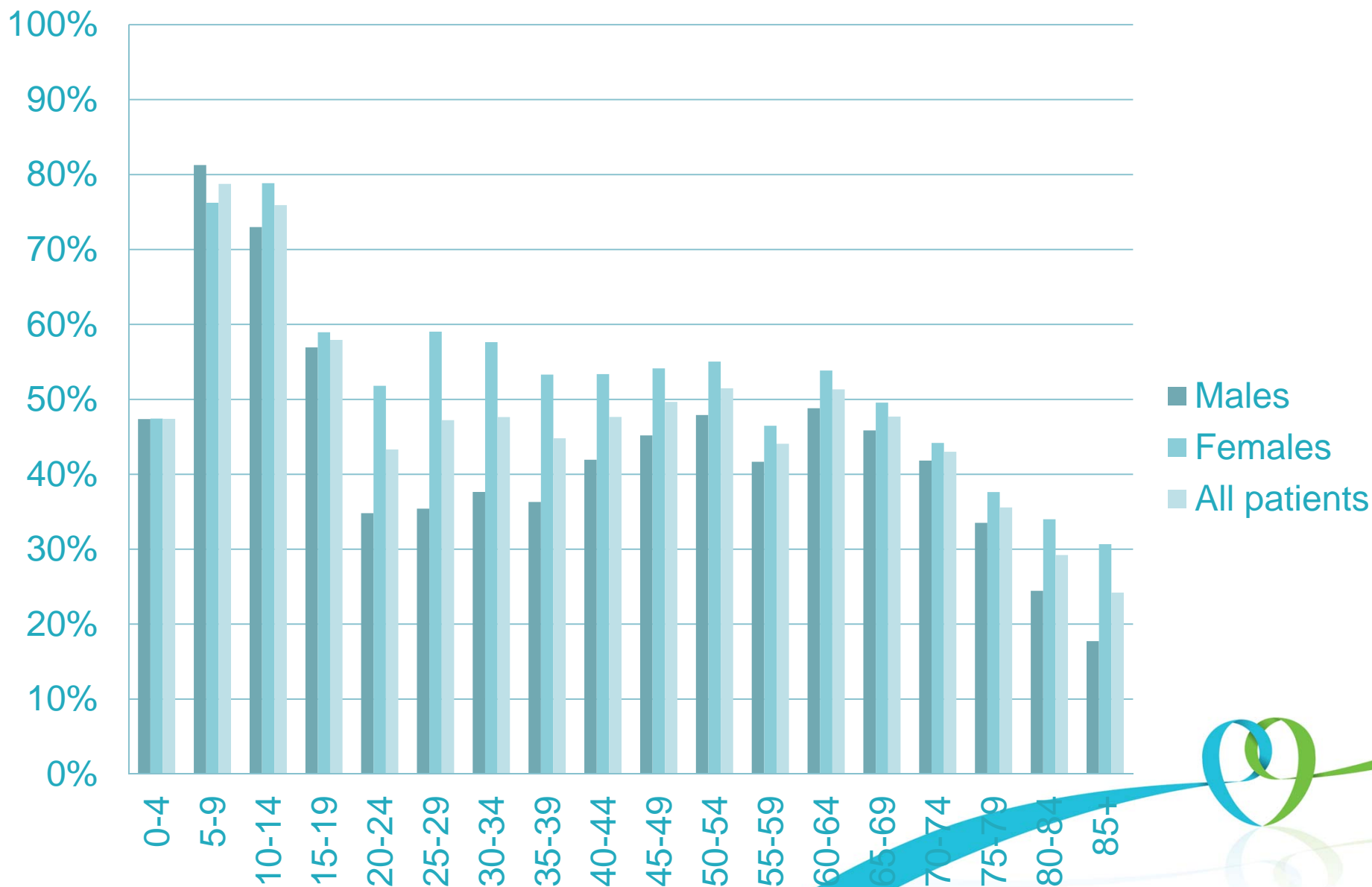
- 2009/2010 Darlington and Durham Data
- 2010/2011 North East Data Set



# The proportion of males, females and all residents of Darlington who attend an NHS Dentist in the North East 2010/2011 by 5 year age bands



County Durham and Darlington



## Where to patients addend a dentist in the North East



County Durham and Darlington

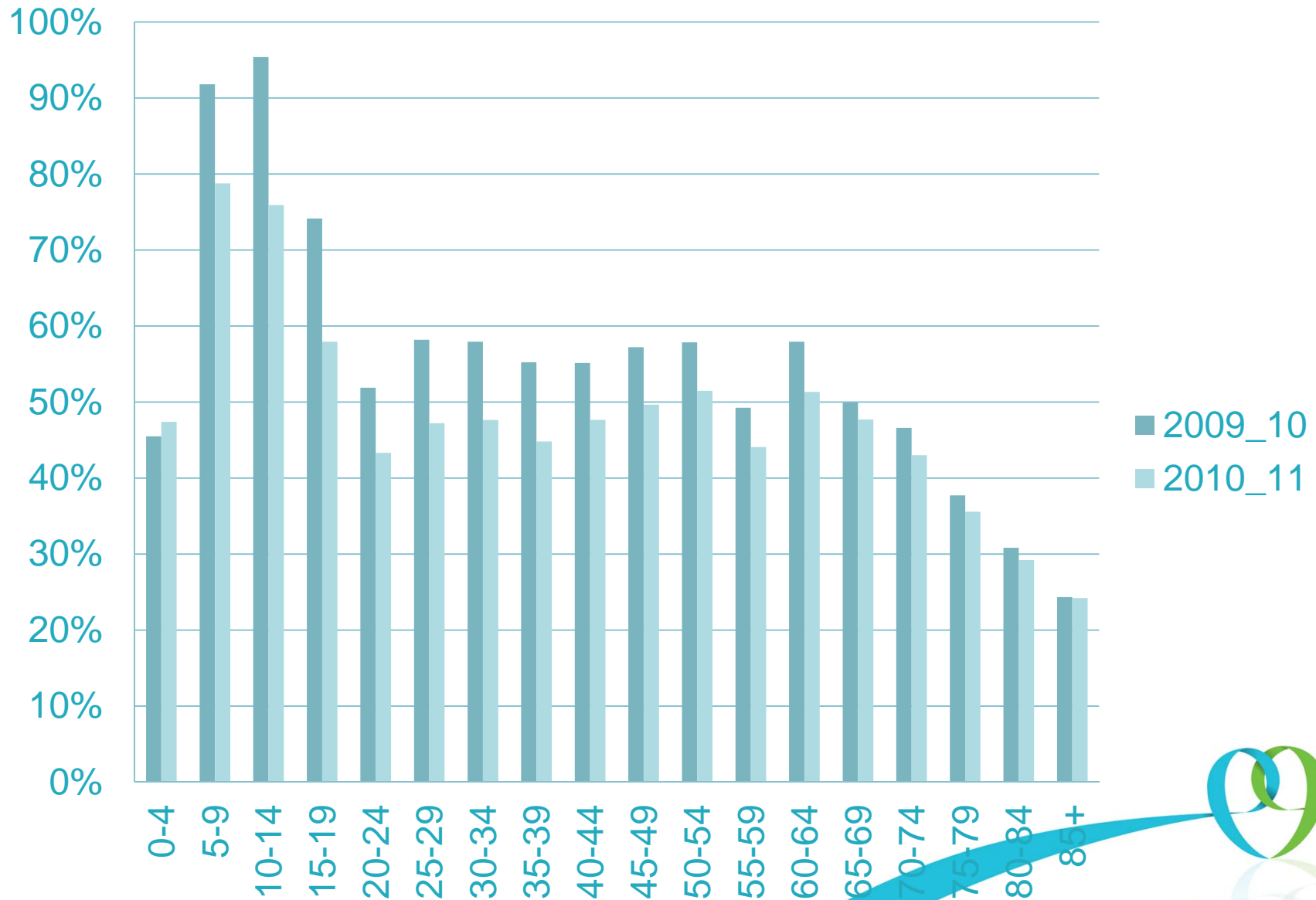
Area	Number	Percentage
Darlington	45991	91.8%
Sedgefield	1368	2.7%
Stockton-on-Tees	1264	2.5%
Wear Valley	550	1.1%
Middlesbrough	245	0.5%
Teesdale	167	0.3%
Redcar and Cleveland	103	0.2%
Hartlepool	95	0.2%
Durham	89	0.2%
Easington	45	0.1%
Sunderland	40	0.1%
Newcastle upon Tyne	36	0.1%
Gateshead	35	0.1%
Other	60	



Changes in proportion of Darlington residents who attend an NHS Dentist  
County Durham & Darlington 2009/10 in the North East 2010/2011 by 5 year  
age bands



County Durham and Darlington



# What's happening

- Data problems *unlikely*
- Families not going?
- Probable reduction in 10%



# Initiatives

- PCT funded practice open days for children
- PCT funds for practices to work out in the community to improve access for children 0 -7

