
PROJECT POSITION STATEMENT AND CAPITAL PROGRAMME MONITORING
QUARTER TWO 2014/2015

Responsible Cabinet Member – Councillor Stephen Harker,
Efficiency and Resources Portfolio

Responsible Directors - Paul Wildsmith,
Director of Neighbourhood Services and Resources
Ian Williams, Director of Economic Growth

SUMMARY REPORT

Purpose of the Report

1. This report provides
 - (a) A summary of the latest Capital resource and commitment position to inform monitoring of the affordability and funding of the Council's capital programme,
 - (b) An update on the current status of all construction projects currently being undertaken by the Council.
2. It also seeks approval for a number of changes to the programme.

Summary

3. The current projected outturn of the 2014/15 Capital Programme is £119.8 million against an approved programme of £119.8 million. The investment is delivering a wide range of improvements to the Council's assets and more critically, to Council services. Refurbishment of council homes, improved learning environments in schools, better traffic flows and opportunities for sustainable travel have been achieved and are detailed within the report. The programme, including commitments, remains affordable within the Medium Term Financial Plan (MTFP) for 2014/15 – 2017/18.
4. The Council has a substantial annual construction programme of work. The current project position statement (PPS) shows there are 66 live projects currently being managed by the Council with an overall project outturn value of £90.6 million. The majority of projects are running to time, cost and quality expectations with no foreseeable issues.

5. The projects are managed either by the Council's in-house management team, a Framework Partner or by Consultants sourced via an open / OJEU tender process.

Recommendations

6. It is recommended that Cabinet :-
- (a) Note the attached status position on construction projects.
 - (b) Note projected capital expenditure and resources.

Reasons

7. The recommendations are supported by the following reasons: -
- (a) To inform Cabinet of the current status of construction projects.
 - (b) To make Cabinet aware of the latest financial position of the Council.
 - (c) To maintain effective management of resources.

**Paul Wildsmith Director of Neighbourhood
Services and Resources**

**Ian Williams
Director of Economic Growth**

Background Papers

- (i) Capital Medium Term Financial Plan 2014/15 – 2017/18
- (ii) Project Position Statement September 2014

Brian Robson : Extension 2334, Claire Hayes : Extension 2323

S17 Crime and Disorder	This report has no implications for crime and disorder.
Health and Well Being	There are no issues relating to health and wellbeing which this report needs to address.
Carbon Impact	There are no carbon impact implications in this report
Diversity	There are no specific implications for diversity
Wards Affected	All wards are affected.
Groups Affected	The proposals do not affect any particular groups within the community
Budget and Policy Framework	The report highlights potential changes to the Council's budget.
Key Decision	The report does not represent a key decision
Urgent Decision	For the purpose of the 'call-in' procedure this does not represent an urgent matter.
One Darlington: Perfectly Placed	The Capital Programme referred to in the report supports delivery of the Sustainable Community strategy through appropriate deployment of the Council's resources
Efficiency	The recommendations support the effective and efficient use of resources.

MAIN REPORT

Information and Analysis

8. **Appendix 1** summarises the Council's capital commitments and resources position. The total value of commitments, including 2014-15 spending and projected future spending, is £67 million.
9. **Appendix 2** lists all live construction projects and provides details on numbers, type and details of the key individuals responsible for the delivery of the projects. It also provides a statement on the current status position on each project, details of actions being taken, where required and any current issues.

Project Position Statement

10. Project management procedures require the production by project managers of a Project Position Statement (PPS) for all projects over £75,000. This report brings together the pertinent data from the current PPS with financial information from the Financial Management System (FMS) and approvals by Cabinet.
11. The Project Position Statement (**Appendix 2**) details the current live construction projects, up to the end of September 2014, by delivery area, excluding any completed projects or those on hold.
12. The overview of live construction projects is as follows:-




	Projects	Current Approved Budget £ / p	Projected Outturn £ / p	Variance %	Variance (Value) £ / p
(a) Place	34	59,518,420	58,973,892	-0.91	-544,528
(b) People	31	30,171,800	30,098,043	-0.24	-73,757
(c) Resources	1	919,500	919,500	0.00	0
TOTAL	66	90,609,720	89,991,435	-1.16	-618,285

13. The table shown above includes a column for current approved budget. In certain cases this budget figure may be different from the original approved budget. This could be as a result of variances identified during construction or other variables not known at the initiation stage. The original budget and all subsequent changes have been reported to and approved by Cabinet.
14. The live projects are at the following stages:

Department	Brief	CP1	CP2	CP3	CP4	CP5	Total
Place	-	6	2	5	17	4	34
People	-	-	-	1	30	-	31
Resources	-	-	-	-	1	-	1
TOTAL	0	6	2	6	48	4	66

- (a) **Control Point 1 (CP1) – Start Up:** is used to define the position of a project at its conception stage.
- (b) **Control Point 2 (CP2) – Initiate:** defines a project at feasibility stage and will likely include a desktop assessment of a project and the use of informed estimates.
- (c) **Control Point 3 (CP3) – Define:** the point that the project is progressed to RIBA Stage F, i.e. detailed design.
- (d) **Control Point 4 (CP4) – Construction Phase:** is the stage at which work begins on the project, i.e. for a construction project on site through to build completion.
- (e) **Control Point 5 (CP5) – Evaluate:** is the stage post completion of the project at which time the project is reviewed and lessons learned are discussed in order that they can be taken to the next or similar projects.

15. The status on live projects is as follows:

Department			
Place	2	25	7
People	-	28	3
Resources	-	1	-
TOTAL	2	54	10

- (a) Star and triangle symbols are used to identify projects that have variances which are:-
 - (i) More than £5,000, if the variance is also more than 5% of the approved budget for the project, or
 - (ii) More than £50,000 regardless of the percentage variance
- (b) Projects that are within these margins are symbolised with circles.
- (c) In addition to cost, the same symbols are used to indicate similar levels of variances in time and quality/outputs/outcomes.

16. Current projects with the triangle symbol are as follows:-

Project	Reason for Variance	Action
DBC Depot Relocation	The scope increased to include additional office space at the new depot to enable the Vicarage Road office site to be redeveloped. This has enabled further accelerated	The final accounts for the project are being undertaken to finalise the projected outturn. The provision for the additional funding will be reported in a future report to Cabinet.

	housing development on Central Park. The costs associated with the additional works have raised the projected outturn above tolerance levels.	
Neasham Road Gypsy and Traveller Site Extension	The scope of the scheme was altered as 4 additional blocks were requested. Increase in civils sub contract due to GCN constraints not being included in sub contract tender.	Start delayed due to hold up in contract signing. VE ongoing to reduce costs

Reconciliation of Project Position Statement to Capital Programme

17. The table shown below reconciles the differences between the Capital Programme (CP) and the Project Position Statement (PPS). Differences occur because the Project Position Statement includes all construction projects over £75,000 in value funded from Capital and Revenue sources. Spending within the Capital Programme is not always of a construction nature, can be of any value and excludes Revenue funded schemes.

	Value £m
Live Projects from Project Position	89.991
Schemes closed or on hold within CP but awaiting PPS post project review.	-13.601
Annualised Programmes.	5.824
Non-construction projects not included in PPS report.	13.444
Capital schemes that were complete or nearing completion, before the production of PPS, are not included within PPS.	0.427
Capital schemes not yet integrated into PPS reporting.	11.754
Projects under £75k are excluded from PPS reporting.	2.968
Funding not yet allocated.	1.014
Capital funding passported direct to Academies.	7.948
Capital Programme	119.769

Consultation

18. There has been no consultation in the preparation of this report.