











National Indicator Set (NIS)							
On target?	Trend (Yr)	Scrutiny Committee/ ServicePlan/ Indicator	Target	Source Date	Actual	Source Date	Var%
		NIS All indicators : Status	100	30/09/2009	105.71	30/09/2009	5.71
		NIS Scrutiny Committee Children and Young People : Status	100	30/09/2009	100.01	30/09/2009	0.01
		NIS Scrutiny Committee Children and Young People : NI009 Use of public libraries	42.7	31/03/2009	42.7	31/03/2009	?!
		NIS Scrutiny Committee Children and Young People : NI013 Migrants English language skills and knowledge	68	31/03/2009	68	31/03/2009	?!
		NIS Scrutiny Committee Children and Young People : NI019 Rate of proven re-offending by young offenders	1.13	31/03/2009	0.93	31/03/2009	?!
		NIS Scrutiny Committee Children and Young People : NI043 Young people within the YJS receiving a conviction in court who are sentenced to custody	5	30/09/2009	2.8	30/09/2009	-44.00
		NIS Scrutiny Committee Children and Young People : NI044i Ethnic composition of offenders on Youth Justice System disposals (white)	0	31/03/2009	1.8	31/03/2009	?!
		NIS Scrutiny Committee Children and Young People : NI044ii Ethnic composition of offenders on Youth Justice System disposals (mixed)	0	31/03/2009	-0.3	31/03/2009	?!
		NIS Scrutiny Committee Children and Young People : NI044iii Ethnic composition of offenders on Youth Justice System disposals (black or black british)	0	31/03/2009	0.4	31/03/2009	?!
		NIS Scrutiny Committee Children and Young People : NI044iv Ethnic composition of offenders on Youth Justice System disposals (asian or asian british)	0	31/03/2009	-1.2	31/03/2009	?!
		NIS Scrutiny Committee Children and Young People : NI044v Ethnic composition of offenders on Youth Justice System disposals (chinese/other)	0	31/03/2009	-0.7	31/03/2009	?!
		NIS Scrutiny Committee Children and Young People : NI045 Young offenders engagement in suitable education, employment or training	75	30/09/2009	66.7	30/09/2009	-11.07
		NIS Scrutiny Committee Children and Young People : NI046 Young offenders access to suitable accommodation	100	30/09/2009	98.8	30/09/2009	-1.20
		NIS Scrutiny Committee Children and Young People : NI050 Emotional health of children	60.8	31/03/2009	60.8	31/03/2009	?!
		NIS Scrutiny Committee Children and Young People : NI051 Effectiveness of child and adolescent mental health (CAMHs) services	16	30/09/2009	15	30/09/2009	-6.25
		NIS Scrutiny Committee Children and Young People : NI053i Percentage of infants being breastfed at 6-8 weeks (breastfeeding prevalence)	32.1	30/09/2009	39.9	30/09/2009	24.30

On target?	Trend (Yr)	Scrutiny Committee/ ServicePlan/ Indicator	Target	Source Date	Actual	Source Date	Var%
		NIS Scrutiny Committee Children and Young People : NI053ii Percentage of infants for whom breastfeeding status is recorded (breastfeeding coverage)	90.3	30/09/2009	99.4	30/09/2009	10.08
		NIS Scrutiny Committee Children and Young People : NI057 Children and young people's participating in high-quality PE and sport	90	31/03/2009	89	31/03/2009	?!
		NIS Scrutiny Committee Children and Young People : NI058 Emotional and behavioural health of looked after children	13	31/03/2009	13	31/03/2009	?!
		NIS Scrutiny Committee Children and Young People : NI059 Percentage of Initial assessments for children's social care carried out < 7 working days	72	30/09/2009	49.5	30/09/2009	-31.25
		NIS Scrutiny Committee Children and Young People : NI060 Percentage core assessments for children's social care carried out < 35 working days	88	30/09/2009	75	30/09/2009	-14.77
		NIS Scrutiny Committee Children and Young People : NI061 Timeliness and stability of adoption of looked after children	68	31/03/2009	100	31/03/2009	?!
		NIS Scrutiny Committee Children and Young People : NI062 Stability of placements of looked after children: number of moves	11	30/09/2009	11.7	30/09/2009	6.36
		NIS Scrutiny Committee Children and Young People : NI063 Stability of placements of looked after children: length of placement	69	30/09/2009	74.6	30/09/2009	8.12
		NIS Scrutiny Committee Children and Young People : NI064 Child protection plans lasting 2 years or more	0	30/09/2009	0	30/09/2009	0.00
	n/a	NIS Scrutiny Committee Children and Young People : NI065 Children becoming the subject of a Child Protection Plan for a second or subsequent time	12	30/09/2009	11.1	30/09/2009	-7.50
		NIS Scrutiny Committee Children and Young People : NI066 Looked after children cases which were reviewed within required timescales	100	30/09/2009	99.2	30/09/2009	-0.80
		NIS Scrutiny Committee Children and Young People : NI067 Percentage of child protection cases which were reviewed within required timescales	100	30/09/2009	100	30/09/2009	0.00
		NIS Scrutiny Committee Children and Young People : NI068 Percentage of referrals to children's social care going on to initial assessment	40	30/09/2009	55.3	30/09/2009	38.25
		NIS Scrutiny Committee Children and Young People : NI069 Children who have experienced bullying	32	31/03/2009	52.2	31/03/2009	?!
		NIS Scrutiny Committee Children and Young People : NI070 Hospital admissions caused by unintentional and deliberate injuries to CYP	?	31/03/2008	?	31/03/2008	?!

On target?	Trend (Yr)	Scrutiny Committee/ ServicePlan/ Indicator	Target	Source Date	Actual	Source Date	Var%
		NIS Scrutiny Committee Children and Young People : NI072 At least 78 points across Early Years Foundation Stage with at least 6 in each of the scales	55.8	30/09/2009	50.6	30/09/2009	-9.32
		NIS Scrutiny Committee Children and Young People : NI073 Achievement at level 4 or above in both English and Maths at Key Stage 2 (Threshold)	78	30/09/2009	77.6	30/09/2009	-0.51
		NIS Scrutiny Committee Children and Young People : NI075 Achievement of 5 or more A*-C grades at GCSE or equivalent including English and Maths	58.7	30/09/2009	51.6	30/09/2009	-12.10
		NIS Scrutiny Committee Children and Young People : NI076 Reduce number of schools where under 55% of pupils achieve level 4 in KS2 English and Maths	3	30/09/2009	2	30/09/2009	-33.33
		NIS Scrutiny Committee Children and Young People : NI078 Reduce number of schools where under 30% of pupils achieve 5 A*-C GCSE with English and Maths	0	30/09/2009	0	30/09/2009	0.00
		NIS Scrutiny Committee Children and Young People : NI079 Achievement of a Level 2 qualification by the age of 19	76.2	31/03/2009	72.2	31/03/2009	?!
		NIS Scrutiny Committee Children and Young People : NI080 Achievement of a Level 3 qualification by the age of 19	46.1	31/03/2009	46.2	31/03/2009	?!
		NIS Scrutiny Committee Children and Young People : NI081 Inequality gap in the achievement of a Level 3 qualification by the age of 19	28	31/03/2009	36.8	31/03/2009	?!
		NIS Scrutiny Committee Children and Young People : NI082 Inequality gap in the achievement of a Level 2 qualification by the age of 19	53	31/03/2009	46.6	31/03/2009	?!
		NIS Scrutiny Committee Children and Young People : NI084 Achievement of 2 or more A*-C grades in Science GCSEs or equivalent	43	30/09/2009	47.5	30/09/2009	10.47
		NIS Scrutiny Committee Children and Young People : NI085i Post-16 participation in physical sciences (A Level Physics)	51	31/03/2009	52	31/03/2009	?!
		NIS Scrutiny Committee Children and Young People : NI085ii Post-16 participation in physical sciences (A Level Chemistry)	86	30/09/2009	75	31/03/2009	?
		NIS Scrutiny Committee Children and Young People : NI085iii Post-16 participation in physical sciences (A Level Maths)	134	30/09/2009	136	31/03/2009	?
		NIS Scrutiny Committee Children and Young People : NI086 Secondary schools judged as having good or outstanding standards of behaviour	83.3	30/09/2009	83.3	30/09/2009	0.00
		NIS Scrutiny Committee Children and Young People : NI087 Secondary school persistent absence rate	4.6	30/09/2009	4.4	30/09/2009	-4.35

On target?	Trend (Yr)	Scrutiny Committee/ ServicePlan/ Indicator	Target	Source Date	Actual	Source Date	Var%
		NIS Scrutiny Committee Children and Young People : NI088 Percentage of schools providing access to extended services	97.5	30/09/2009	79.5	30/09/2009	-18.46
		NIS Scrutiny Committee Children and Young People : NI089a Reduce number of schools requiring special measures	0	30/09/2009	1	30/09/2009	100.00
		NIS Scrutiny Committee Children and Young People : NI089b Improve time taken for schools to come out of special measures	0	30/09/2009	0	30/09/2009	0.00
		NIS Scrutiny Committee Children and Young People : NI090 Take up of 14-19 learning diplomas	?		?		?!
		NIS Scrutiny Committee Children and Young People : NI091 Participation of 17 year-olds in education or training	81	31/03/2009	75	31/03/2009	?!
		NIS Scrutiny Committee Children and Young People : NI092 Narrowing the gap - lowest achieving 20% the Early Yrs Foundation Stage Profile vs the rest	34.3	30/09/2009	38	30/09/2009	10.79
		NIS Scrutiny Committee Children and Young People : NI093 Progression by 2 levels in English between Key Stage 1 and Key Stage 2	88	30/09/2009	84.2	30/09/2009	-4.32
		NIS Scrutiny Committee Children and Young People : NI094 Progression by 2 levels in Maths between Key Stage 1 and Key Stage 2	83	30/09/2009	85.3	30/09/2009	2.77
		NIS Scrutiny Committee Children and Young People : NI099 Children in care reaching level 4 in English at Key Stage 2	33.3	31/03/2009	28.6	31/03/2009	?!
		NIS Scrutiny Committee Children and Young People : NI100 Looked after children reaching level 4 in mathematics at Key Stage 2	33.3	31/03/2009	42.9	31/03/2009	?!
		NIS Scrutiny Committee Children and Young People : NI101 Looked after children achieving 5 A*-C GCSEs (or equivalent) at KS 4 (with English and Maths)	0	31/03/2009	0	31/03/2009	?!
		NIS Scrutiny Committee Children and Young People : NI102i Achievement gap between pupils eligible for free school meals and their peers (KS2)	28	30/09/2009	21.6	30/09/2009	-22.86
		NIS Scrutiny Committee Children and Young People : NI102ii Achievement gap between pupils eligible for free school meals and their peers (KS4)	39	30/09/2009	30.6	30/09/2009	-21.54
		NIS Scrutiny Committee Children and Young People : NI103a Special Educational Needs - statements issued within 26 weeks excluding exceptions	100	30/09/2009	100	30/09/2009	0.00
		NIS Scrutiny Committee Children and Young People : NI103b Special Educational Needs - statements issued within 26 weeks	96	30/09/2009	100	30/09/2009	4.17

On target?	Trend (Yr)	Scrutiny Committee/ ServicePlan/ Indicator	Target	Source Date	Actual	Source Date	Var%
		NIS Scrutiny Committee Children and Young People : NI104 The SEN/non-SEN gap - achieving Key Stage 2 English and Maths threshold	57	30/09/2009	54.5	30/09/2009	-4.39
		NIS Scrutiny Committee Children and Young People : NI105 The SEN/non-SEN gap - achieving 5 A*-C GCSE inc. English and Maths	48.3	30/09/2009	48.7	30/09/2009	0.83
		NIS Scrutiny Committee Children and Young People : NI106 Young people from low income backgrounds progressing to higher education	20.1	31/03/2009	20.1	31/03/2009	?!
		NIS Scrutiny Committee Children and Young People : NI107 Key Stage 2 attainment for Black and minority ethnic groups	25	30/09/2009	31.2	30/09/2009	24.80
		NIS Scrutiny Committee Children and Young People : NI108 Key Stage 4 attainment for Black and minority ethnic groups	47	30/09/2009	1.6	30/09/2009	-96.60
		NIS Scrutiny Committee Children and Young People : NI109 Delivery of Sure Start Children's Centres	100	30/09/2009	100	30/09/2009	0.00
		NIS Scrutiny Committee Children and Young People : NI110 Young people's participation in positive activities	68.4	31/03/2009	68.4	31/03/2009	?!
		NIS Scrutiny Committee Children and Young People : NI111 First time entrants to the Youth Justice System aged 10 - 17	621.49	30/09/2009	203.57	30/09/2009	-67.24
		NIS Scrutiny Committee Children and Young People : NI112 Under 18 conception rate	-37.5	31/03/2009	-13.7	31/03/2009	?!
		NIS Scrutiny Committee Children and Young People : NI113i Percentage of the resident population aged 15-24 accepting a test/screen for chlamydia	25	30/06/2009	4.4	30/06/2009	?!
		NIS Scrutiny Committee Children and Young People : NI113ii Prevalence of Chlamydia in under 25 year olds	7.4	30/06/2009	7.4	30/06/2009	?!
		NIS Scrutiny Committee Children and Young People : NI114 Rate of permanent exclusions from school	0.12	30/09/2009	0.2	30/09/2009	66.67
		NIS Scrutiny Committee Children and Young People : NI115 Substance misuse by young people	12.4	31/03/2009	12.4	31/03/2009	?!
		NIS Scrutiny Committee Children and Young People : NI117 16 to 18 year olds who are not in education, employment or training (NEET)	6.3	30/09/2009	8.8	30/09/2009	39.68
		NIS Scrutiny Committee Children and Young People : NI118 Take up of formal childcare by low-income working families	19	31/03/2009	19	31/03/2009	?!
		NIS Scrutiny Committee Children and Young People : NI147 Care leavers in suitable accommodation	100	30/09/2009	85.7	30/09/2009	-14.30
		NIS Scrutiny Committee Children and Young People : NI148 Care leavers in education, employment or training	75	30/09/2009	66.7	30/09/2009	-11.07
		NIS Scrutiny Committee Children and Young People : NI161 Learners achieving a Level 1 qualification in literacy	560	31/03/2009	560	31/03/2009	?!

On target?	Trend (Yr)	Scrutiny Committee/ ServicePlan/ Indicator	Target	Source Date	Actual	Source Date	Var%
		NIS Scrutiny Committee Children and Young People : NI162 Number of Entry Level qualifications in numeracy achieved	90	31/03/2009	90	31/03/2009	?!
		NIS Scrutiny Committee Economy and Environment : Status	100	30/09/2009	101.67	30/09/2009	1.67
		NIS Scrutiny Committee Health and Well-Being : Status	100	30/09/2009	103.97	30/09/2009	3.97
		NIS Scrutiny Committee Neighbourhood Services : Status	100	30/09/2009	131.02	30/09/2009	31.02
		NIS Scrutiny Committee Resources : Status	100	31/03/2009	100.23	31/03/2009	?!