









National Indicator Set (NIS)							
Appendix 2							
On target?	Trend (Yr)	Scrutiny Committee/ ServicePlan/ Indicator	Target	Source Date	Actual	Source Date	Var%
		NIS All indicators : Status	100	31/03/2010	106.82	31/03/2010	6.82
		NIS Scrutiny Committee Children and Young People : Status	100	31/03/2010	103.73	31/03/2010	3.73
		NI009 Use of public libraries	43.2	31/03/2010	38.8	31/03/2010	-10.19
		NI013 Migrants English language skills and knowledge	68	31/03/2009	68	31/03/2009	?!
		NI019 Rate of proven re-offending by young offenders	1.13	31/03/2009	0.93	31/03/2009	?!
		NI043 Young people within the YJS receiving a conviction in court who are sentenced to custody	5	31/03/2010	3.2	31/03/2010	-36
		NI044i Ethnic composition of offenders on Youth Justice System disposals (white)	0	31/03/2010	1.81	31/03/2009	?
		NI044ii Ethnic composition of offenders on Youth Justice System disposals (mixed)	0	31/03/2010	-0.31	31/03/2009	?
		NI044iii Ethnic composition of offenders on Youth Justice System disposals (black or black british)	0	31/03/2010	0.37	31/03/2009	?
		NI044iv Ethnic composition of offenders on Youth Justice System disposals (asian or asian british)	0	31/03/2010	-1.2	31/03/2009	?
		NI044v Ethnic composition of offenders on Youth Justice System disposals (chinese/other)	0	31/03/2010	-0.67	31/03/2009	?
		NI045 Young offenders engagement in suitable education, employment or training	75	31/03/2010	66.4	31/03/2010	-11.47
		NI046 Young offenders access to suitable accommodation	100	31/03/2010	99.3	31/03/2010	-0.7
		NI050 Emotional health of children	63.3	31/03/2010	56.4	31/03/2010	-10.9
		NI051 Effectiveness of child and adolescent mental health (CAMHs) services	16	31/03/2010	16	31/03/2010	0
		NI053i Percentage of infants being breastfed at 6-8 weeks (breastfeeding prevalence)	32.1	31/03/2010	34.7	31/03/2010	8.1
		NI053ii Percentage of infants for whom breastfeeding status is recorded (breastfeeding coverage)	90.3	31/03/2010	99.2	31/03/2010	9.86
		NI057 Children and young people's participating in high-quality PE and sport	90	31/03/2010	75	31/03/2010	-16.67
		NI058 Emotional and behavioural health of looked after children	12	31/03/2010	12	31/03/2010	0
		NI059 Percentage of Initial assessments for children's social care carried out < 7 working days	72	31/03/2010	53.4	31/03/2010	-25.83
		NI060 Percentage core assessments for children's social care carried out < 35 working days	88	31/03/2010	70.9	31/03/2010	-19.43
		NI061 Timeliness and stability of adoption of looked after children	75	31/03/2010	72.7	31/03/2010	-3.07
		NI062 Stability of placements of looked after children: number of moves	11	31/03/2010	16.1	31/03/2010	46.36
		NI063 Stability of placements of looked after children: length of placement	60	31/03/2010	68.4	31/03/2010	14
		NI064 Child protection plans lasting 2 years or more	0	31/03/2010	0	31/03/2010	0
		NI065 Children becoming the subject of a Child Protection Plan for a second or subsequent time	9	31/03/2010	10.1	31/03/2010	12.22

On target?	Trend (Yr)	Scrutiny Committee/ ServicePlan/ Indicator	Target	Source Date	Actual	Source Date	Var%
		NI066 Looked after children cases which were reviewed within required timescales	100	31/03/2010	87	31/03/2010	-13
		NI067 Percentage of child protection cases which were reviewed within required timescales	100	31/03/2010	100	31/03/2010	0
		NI068 Percentage of referrals to children's social care going on to initial assessment	40	31/03/2010	58	31/03/2010	45
		NI069 Children who have experienced bullying	51	31/03/2010	37.9	31/03/2010	-25.69
		NI070 Hospital admissions caused by unintentional and deliberate injuries to CYP	185.1	31/03/2009	185.1	31/03/2009	?!
		NI072 At least 78 points across Early Years Foundation Stage with at least 6 in each of the scales	55.8	31/03/2010	50.6	31/03/2010	-9.32
		NI073 Achievement at level 4 or above in both English and Maths at Key Stage 2 (Threshold)	78	31/03/2010	77.5	31/03/2010	-0.64
		NI075 Achievement of 5 or more A*-C grades at GCSE or equivalent including English and Maths	58.7	31/03/2010	51.6	31/03/2010	-12.1
		NI076 Reduce number of schools where under 55% of pupils achieve level 4 in KS2 English and Maths	3	31/03/2010	2	31/03/2010	-33.33
		NI078 Reduce number of schools where under 30% of pupils achieve 5 A*-C GCSE with English and Maths	0	31/03/2010	0	31/03/2010	0
		NI079 Achievement of a Level 2 qualification by the age of 19	71.2	31/03/2010	75.4	31/03/2010	5.9
		NI080 Achievement of a Level 3 qualification by the age of 19	46.1	31/03/2010	47.2	31/03/2010	2.39
		NI081 Inequality gap in the achievement of a Level 3 qualification by the age of 19	25.9	31/03/2010	30	31/03/2010	15.83
		NI082 Inequality gap in the achievement of a Level 2 qualification by the age of 19	55.4	31/03/2010	54.2	31/03/2010	-2.17
		NI084 Achievement of 2 or more A*-C grades in Science GCSEs or equivalent	43	31/03/2010	47.6	31/03/2010	10.7
		NI085i Post-16 participation in physical sciences (A Level Physics)	52	31/03/2010	50	31/03/2010	-3.85
		NI085ii Post-16 participation in physical sciences (A Level Chemistry)	85	31/03/2010	112	31/03/2010	31.76
		NI085iii Post-16 participation in physical sciences (A Level Maths)	137	31/03/2010	149	31/03/2010	8.76
		NI086 Secondary schools judged as having good or outstanding standards of behaviour	83.3	31/03/2010	83.3	31/03/2010	0
		NI087 Secondary school persistent absence rate	4.6	31/03/2010	4.4	31/03/2010	-4.35
		NI088 Percentage of schools providing access to extended services	80	31/03/2010	82	31/03/2010	2.5
		NI089a Reduce number of schools requiring special measures	0	31/03/2010	1	31/03/2010	100
		NI089b Improve time taken for schools to come out of special measures	0	31/03/2010	25	31/03/2010	100
		NI090 Take up of 14-19 learning diplomas	?		?		?!
		NI091 Participation of 17 year-olds in education or training	83	31/03/2010	79	31/03/2010	-4.82
		NI092 Narrowing the gap - lowest achieving 20% the Early Yrs Foundation Stage Profile vs the rest	34.3	31/03/2010	38.1	31/03/2010	11.08

On target?	Trend (Yr)	Scrutiny Committee/ ServicePlan/ Indicator	Target	Source Date	Actual	Source Date	Var%
		NI093 Progression by 2 levels in English between Key Stage 1 and Key Stage 2	88	31/03/2010	84.2	31/03/2010	-4.32
		NI094 Progression by 2 levels in Maths between Key Stage 1 and Key Stage 2	83	31/03/2010	85.3	31/03/2010	2.77
		NI099 Children in care reaching level 4 in English at Key Stage 2	60	31/03/2010	71	31/03/2010	18.33
		NI100 Looked after children reaching level 4 in mathematics at Key Stage 2	60	31/03/2010	57	31/03/2010	-5
		NI101 Looked after children achieving 5 A*-C GCSEs (or equivalent) at KS 4 (with English and Maths)	0	31/03/2010	0	31/03/2010	0
		NI102i Achievement gap between pupils eligible for free school meals and their peers (KS2)	28	31/03/2010	20.7	31/03/2010	-26.07
		NI102ii Achievement gap between pupils eligible for free school meals and their peers (KS4)	39	31/03/2010	31.5	31/03/2010	-19.23
		NI103a Special Educational Needs - statements issued within 26 weeks excluding exceptions	100	31/03/2010	100	31/03/2010	0
		NI103b Special Educational Needs - statements issued within 26 weeks	96	31/03/2010	90.9	31/03/2010	-5.31
		NI104 The SEN/non-SEN gap - achieving Key Stage 2 English and Maths threshold	57	31/03/2010	57.4	31/03/2010	0.7
		NI105 The SEN/non-SEN gap - achieving 5 A*-C GCSE inc. English and Maths	48.3	31/03/2010	49.4	31/03/2010	2.28
		NI106 Young people from low income backgrounds progressing to higher education	23	31/03/2010		>>	?
		NI107a Key Stage 2 attainment for BME groups - Gypsy, Roma and Traveller of Irish Heritage	25	31/03/2010	31.4	31/03/2010	25.6
		NI108a Key Stage 4 attainment for BME groups - Gypsy, Roma and Traveller of Irish Heritage	47	31/03/2010	1.6	31/03/2010	-96.6
		NI109 Delivery of Sure Start Children's Centres	100	31/03/2010	100	31/03/2010	0
		NI110 Young people's participation in positive activities	70	31/03/2010	65.6	31/03/2010	-6.29
		NI111 First time entrants to the Youth Justice System aged 10 - 17	1260	31/03/2010	770	31/03/2010	-38.89
		NI112 Under 18 conception rate	-46.2	31/03/2010	-20.1	31/03/2010	56.49
		NI113i Percentage of the resident population aged 15-24 accepting a test/screen for chlamydia	25	31/03/2010	33.9	31/03/2010	35.6
		NI113ii Prevalence of Chlamydia in under 25 year olds	1.9	31/03/2010	1.9	31/03/2010	0
		NI114 Rate of permanent exclusions from school	0.12	31/03/2010	0.2	31/03/2010	66.67
		NI115 Substance misuse by young people	12	31/03/2010	9.2	31/03/2010	-23.33
		NI117 16 to 18 year olds who are not in education, employment or training (NEET)	6.3	31/03/2010	7.1	31/03/2010	12.7
		NI118 Take up of formal childcare by low-income working families	19	31/03/2010	19.5	31/03/2009	?
		NI147 Care leavers in suitable accommodation	100	31/03/2010	100	31/03/2010	0
		NI148 Care leavers in education, employment or training	75	31/03/2010	46.2	31/03/2010	-38.4
		NI161 Learners achieving a Level 1 qualification in literacy	411	31/03/2010	715	31/03/2010	73.97
		NI162 Number of Entry Level qualifications in numeracy achieved	40	31/03/2010	172	31/03/2010	330

On target?	Trend (Yr)	Scrutiny Committee/ ServicePlan/ Indicator	Target	Source Date	Actual	Source Date	Var%
		NIS Scrutiny Committee Economy and Environment : Status	100	31/03/2010	107	31/03/2010	7
		NIS Scrutiny Committee Health and Well-Being : Status	100	31/03/2010	101.74	31/03/2010	1.74
		NIS Scrutiny Committee Neighbourhood Services : Status	100	31/03/2010	120.64	31/03/2010	20.64
		NIS Scrutiny Committee Resources : Status	100	31/03/2010	110.43	31/03/2010	10.43