

Darlington's Key Performance Indicators

Helen Leake

DAAT Intelligence
Performance Analyst

Historical Key Performance Indicators

- Reducing drug and alcohol related harm to communities and individuals by improving treatment access and engagement
 - Reducing waiting times
 - Increasing numbers in treatment
 - Improving retention in treatment

Recovery Key Performance Indicators

- Achieving and sustaining recovery
 - Successful Completions
 - Re-presentations
- Visible recovery
 - Numbers in treatment
 - Improving engagement of hard to reach groups

Connected Recovery Service Specification

- Minimum Dataset
 - All national reporting requirements
 - Approximately 50 local data items
 - Service User and Carer surveys
- Targets
 - 52 targets
 - Covering all stages of treatment journey
 - Specialist Treatment: Access & Engagement, Quality of Treatment, Exits and Outcomes; Priority Groups; Open Access Services
 - Key Performance Indicators – linked to funding
 - Numbers in Effective Treatment
 - Successful Completions & Re-presentations

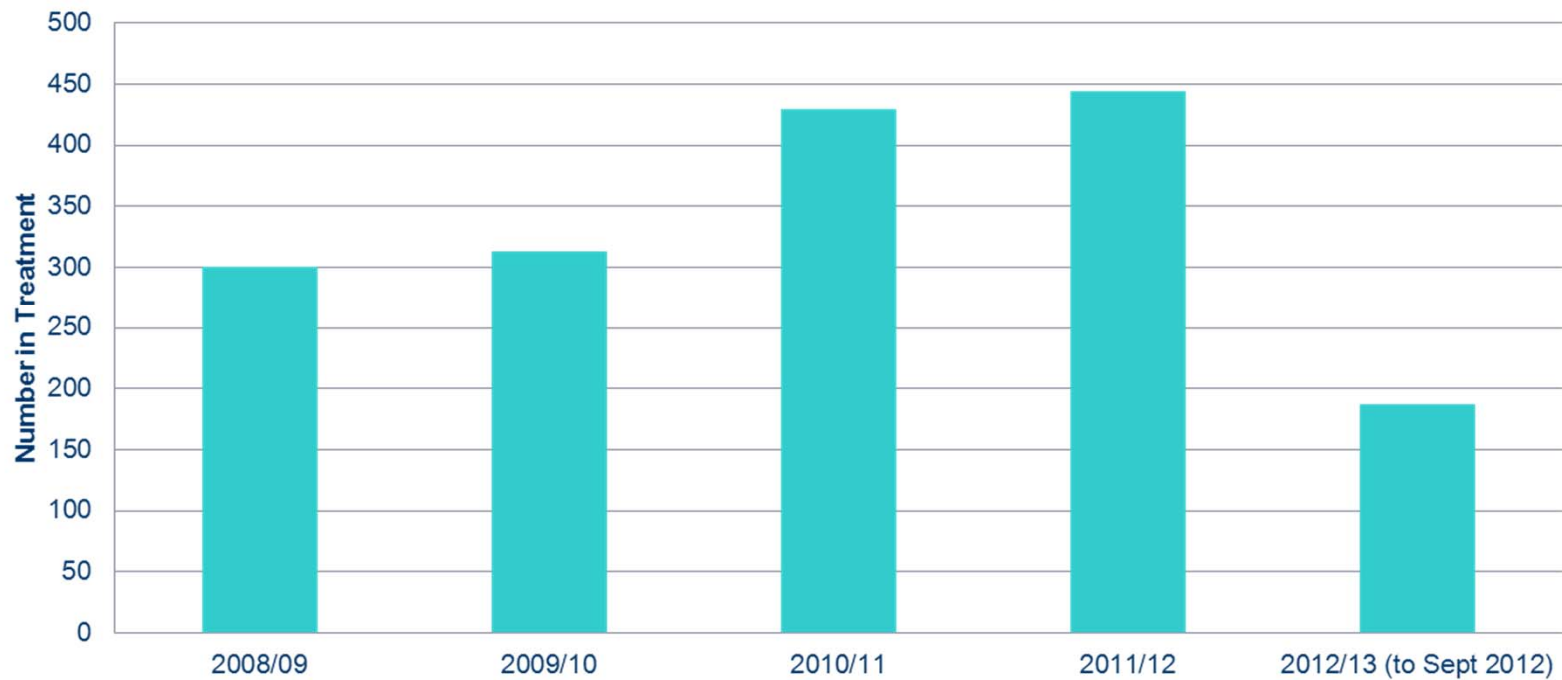
Numbers in Treatment

Adult Drug Users in Effective Treatment (for at least 12 weeks or successful completion within 12 weeks, Rolling 12 months)



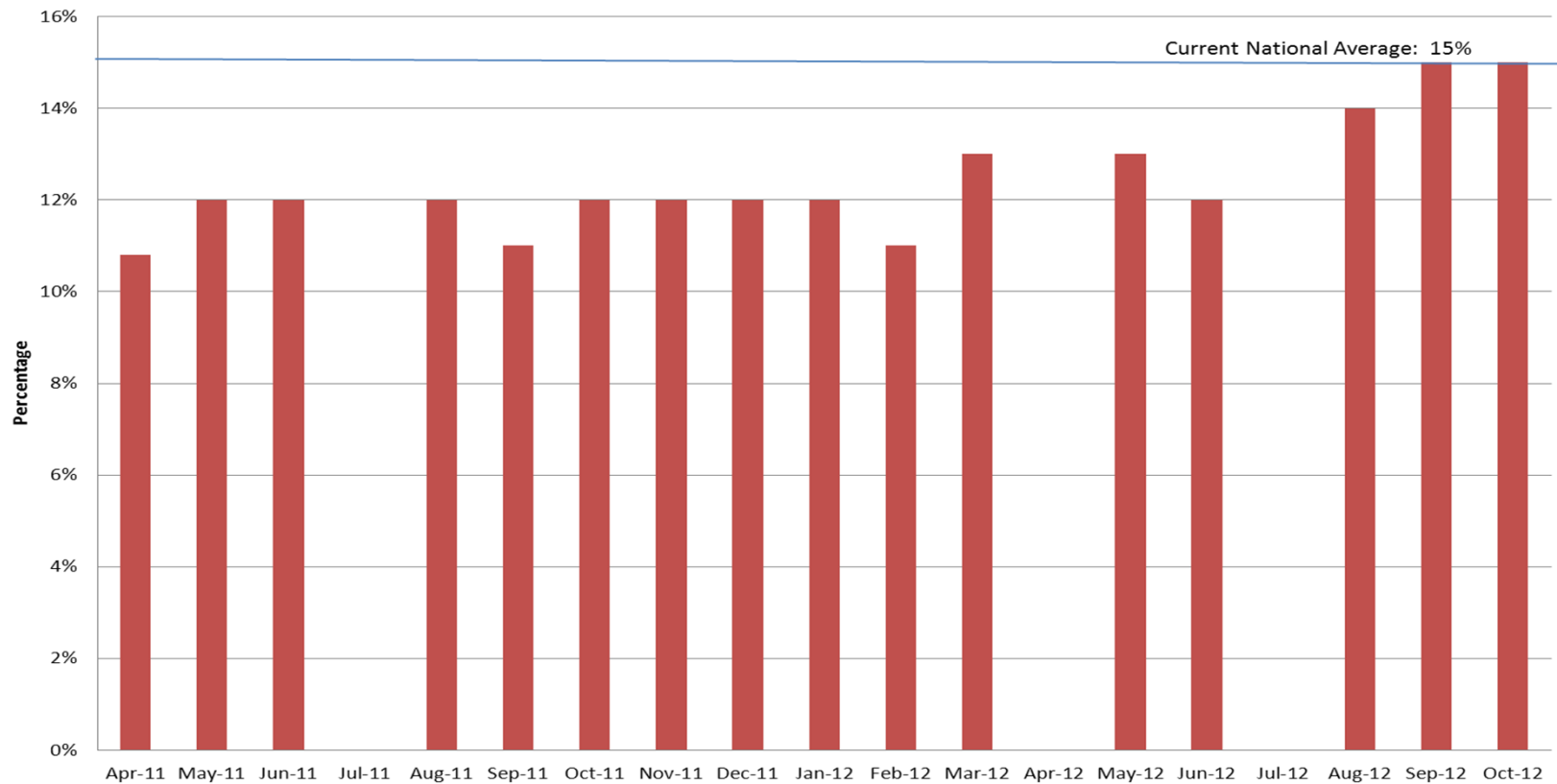
Numbers in Treatment

All Adult Alcohol Users in Treatment (Year to Date)



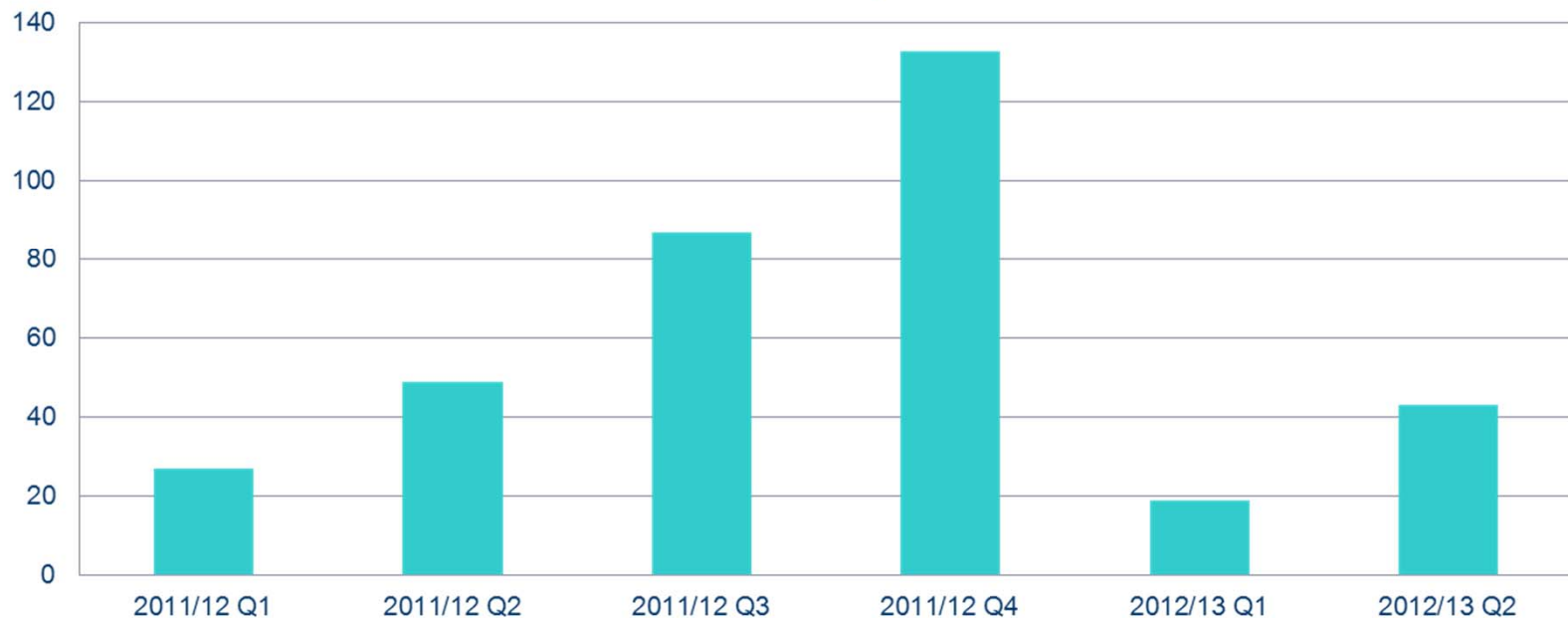
Successful Completions – All Adult Drug Users

Successful Completions for All Adults (Rolling 12 months)



Successful Completions – All Adult Alcohol Users

Successful Completions: All Adult Alcohol Users (Year to Date)



Treatment Effectiveness

- Representations
 - People leaving treatment successfully between November 2011 and April 2012 (mostly old treatment service) who have come back into treatment in the following 6 months
 - Opiates Users 19%, Non-Opiates Users 8%
- Recovery
 - 43% of active clients receiving prescribing are currently on a reduction programme