

Scrutiny - Children and Young People							
On target?	Trend (Yr)	Scrutiny Committee/ Service Plan/ Indicator	Target	Source Date	Actual	Source Date	Var%
●	✖	Scrutiny - All Committees : Status	100	31/03/2009	102.56	31/03/2009	2.56
●	✔	Scrutiny - Children and Young People SP : Status	100	31/03/2009	102.74	31/03/2009	2.74
●	✔	ChI SP Children & Families : Status	100	31/03/2009	99.29	31/03/2009	-0.71
●	?	ChI SP Children & Families : LI 1501 (PAF A2) Educational qualifications of looked after children	60	31/03/2009	55.6	31/03/2009	-7.33
★	?	ChI SP Children & Families : LI 1502 (PAF C63) Participation of looked after children in reviews	90	31/03/2009	99.1	31/03/2009	10.11
★	?	ChI SP Children & Families : LI 1504 (PAF C18) Final warnings, reprimans and convictions of looked after children	1	31/03/2009	0.67	31/03/2009	-33.00
●	✖	ChI SP Children & Families : LI 1505 (PAF C19) Health of looked after children	97	31/03/2009	94.7	31/03/2009	-2.37
●	✔	ChI SP Children & Families : LI 1506 (PAF C24) Looked after children absent from school	7.5	31/03/2009	7.7	31/03/2009	2.67
▲	?	ChI SP Children & Families : LI 1508 % total remand episodes	9	31/03/2009	18.9	31/03/2009	110.00
●	?	ChI SP Children & Families : LI 1509 (PAF D35) Stability of placements of looked after children: length of placement	55	31/03/2009	57.7	31/03/2009	4.91
★	?	ChI SP Children & Families : LI 1510 Adoptions of children looked after	10	31/03/2009	13.3	31/03/2009	33.00
?	?	ChI SP Children & Families : NI019 Rate of proven re-offending by young offenders	?		?		?!
▲	?	ChI SP Children & Families : NI043 Young people within the YJS receiving a conviction in court who are sentenced to custody	5	31/03/2009	6.1	31/03/2009	22.00
?	?	ChI SP Children & Families : NI044i Ethnic composition of offenders on Youth Justice System disposals (white)	0	31/03/2009	?		?
?	?	ChI SP Children & Families : NI044ii Ethnic composition of offenders on Youth Justice System disposals (mixed)	0	31/03/2009	?		?
?	?	ChI SP Children & Families : NI044iii Ethnic composition of offenders on Youth Justice System disposals (black or black british)	0	31/03/2009	?		?
?	?	ChI SP Children & Families : NI044iv Ethnic composition of offenders on Youth Justice System disposals (asian or asian british)	0	31/03/2009	?		?
?	?	ChI SP Children & Families : NI044v Ethnic composition of offenders on Youth Justice System disposals (chinese/other)	0	31/03/2009	?		?
●	?	ChI SP Children & Families : NI045 Young offenders engagement in suitable education, employment or training	70	31/03/2009	70.5	31/03/2009	0.71
●	?	ChI SP Children & Families : NI046 Young offenders access to suitable accommodation	100	31/03/2009	100	31/03/2009	0.00
●	?	ChI SP Children & Families : NI050 Emotional health of children	60.8	31/03/2009	60.8	31/03/2009	0.00

On target?	Trend (Yr)	Scrutiny Committee/ Service Plan/ Indicator	Target	Source Date	Actual	Source Date	Var%
		ChI SP Children & Families : NI051 Effectiveness of child and adolescent mental health (CAMHS) services	16	31/03/2009	14	31/03/2009	-12.50
		ChI SP Children & Families : NI058 Emotional and behavioural health of looked after children	13	31/03/2009	13	31/03/2009	0.00
		ChI SP Children & Families : NI059 Percentage of Initial assessments for children's social care carried out < 7 working days	65	31/03/2009	59.9	31/03/2009	-7.85
		ChI SP Children & Families : NI060 Percentage core assessments for children's social care carried out < 35 working days	86	31/03/2009	73.5	31/03/2009	-14.53
		ChI SP Children & Families : NI061 Timeliness and stability of adoption of looked after children	68	31/03/2009	100	31/03/2009	47.06
		ChI SP Children & Families : NI062 Stability of placements of looked after children: number of moves	12	31/03/2009	12.4	31/03/2009	3.33
		ChI SP Children & Families : NI063 Stability of placements of looked after children: length of placement	55	31/03/2009	68.3	31/03/2009	24.18
		ChI SP Children & Families : NI064 Child protection plans lasting 2 years or more	0	31/03/2009	0	31/03/2009	0.00
		ChI SP Children & Families : NI065 Children becoming the subject of a Child Protection Plan for a second or subsequent time	9	31/03/2009	9.7	31/03/2009	7.78
		ChI SP Children & Families : NI066 Looked after children cases which were reviewed within required timescales	100	31/03/2009	99.2	31/03/2009	-0.80
		ChI SP Children & Families : NI067 Percentage of child protection cases which were reviewed within required timescales	100	31/03/2009	100	31/03/2009	0.00
		ChI SP Children & Families : NI068 Percentage of referrals to children's social care going on to initial assessment	35	31/03/2009	21.7	31/03/2009	-38.00
		ChI SP Children & Families : NI069 Children who have experienced bullying	32	31/03/2009	52.2	31/03/2009	63.13
		ChI SP Children & Families : NI099 Children in care reaching level 4 in English at Key Stage 2	33.3	31/03/2009	28.6	31/03/2009	-14.11
		ChI SP Children & Families : NI100 Looked after children reaching level 4 in mathematics at Key Stage 2	33.3	31/03/2009	42.9	31/03/2009	28.83
		ChI SP Children & Families : NI101 Looked after children achieving 5 A*-C GCSEs (or equivalent) at KS 4 (with English and Maths)	0	31/03/2009	0	31/03/2009	0.00
		ChI SP Children & Families : NI103a Special Educational Needs - statements issued within 26 weeks excluding exceptions	96	31/03/2009	100	31/03/2009	4.17
		ChI SP Children & Families : NI103b Special Educational Needs - statements issued within 26 weeks	96	31/03/2009	96.2	31/03/2009	0.21
		ChI SP Children & Families : NI104 The SEN/non-SEN gap - achieving Key Stage 2 English and Maths threshold	57.1	31/03/2009	60.4	31/03/2009	5.78

On target?	Trend (Yr)	Scrutiny Committee/ Service Plan/ Indicator	Target	Source Date	Actual	Source Date	Var%
★	↑	ChI SP Children & Families : NI105 The SEN/non-SEN gap - achieving 5 A*-C GCSE inc. English and Maths	48.4	31/03/2009	39.7	31/03/2009	-17.98
★	↑	ChI SP Children & Families : NI111 First time entrants to the Youth Justice System aged 10 - 17	2505.67	31/03/2009	1321.89	31/03/2009	-47.24
★	↑	ChI SP Children & Families : NI147 Care leavers in suitable accommodation	75	31/03/2009	100	31/03/2009	33.33
■	↑	ChI SP Children & Families : NI148 Care leavers in education, employment or training	73	31/03/2009	75	31/03/2009	2.74
★	↓	ChI SP Partnerships : Status	100	31/03/2009	114.99	31/03/2009	14.99
■	→	ChI SP Partnerships : LI 1018 % of Library User aged 16+ satisfied with the library service overall	95.2	31/03/2009	95.2	31/03/2009	0.00
■	↑	ChI SP Partnerships : LI 1019 % of Library users aged under 16 who view the library service as good or adequate	84.1	31/03/2009	84.1	31/03/2009	0.00
★	↑	ChI SP Partnerships : LI 1249 % of half day sessions missed due to total absence in secondary schools	8.1	31/03/2009	7	31/03/2009	-13.58
■	↑	ChI SP Partnerships : LI 1250 % of half day sessions missed due to total absence in primary schools	5.1	31/03/2009	5.2	31/03/2009	1.96
■	↑	ChI SP Partnerships : LI 1253 % of school leavers in continued learning post 16	88	31/03/2009	91.1	31/03/2009	3.52
■	↑	ChI SP Partnerships : LI 1254 % of 16-18 year olds in structured learning	80	31/03/2009	83.2	31/03/2009	4.00
▲	↓	ChI SP Partnerships : LI 1255 % of adult learners from targeted wards	32	31/03/2009	25.9	31/03/2009	-19.06
★	↑	ChI SP Partnerships : LI 1256 % BME adults in learning	3	31/03/2009	7	31/03/2009	133.33
■	↑	ChI SP Partnerships : LI 1257 Family Learning Programmes	50	31/03/2009	52	31/03/2009	4.00
▲	↑	ChI SP Partnerships : LI 1258 % of NVQ learners completing NVQ successfully	66	31/03/2009	57.9	31/03/2009	-12.27
★	↑	ChI SP Partnerships : LI 1259 % of learners progressing to a high level qualification and/or employment	58	31/03/2009	68.4	31/03/2009	17.93
★	↑	ChI SP Partnerships : LI 1260 Number of children under 5 registered at a Children's Centre	3275	31/03/2009	3643	31/03/2009	11.24
▲	↓	ChI SP Partnerships : LI 1262 % of pregnant women attending Ante-natal clinics & examinations at Children's Centres	65	31/03/2009	57.2	31/03/2009	-12.00
■	↑	ChI SP Partnerships : LI 1263 % of Children's Centres with parent representation on their local boards	100	31/03/2009	100	31/03/2009	0.00
■	↑	ChI SP Partnerships : LI 1264 Number of under 5s who have access to Children's Centre Services	5379	31/03/2009	5379	31/03/2009	0.00
★	↑	ChI SP Partnerships : LI 1265 Number of accredited breast feeding peer supporters	47	31/03/2009	94	31/03/2009	100.00
■	↑	ChI SP Partnerships : LI 1266 % of schools participating in the National Healthy School Standard	100	31/03/2009	100	31/03/2009	0.00
★	↑	ChI SP Partnerships : LI 1267 Number of childcare contacts	4250	31/03/2009	4836	31/03/2009	13.79
■	↑	ChI SP Partnerships : LI 1268 Number of childcare web hits	20000	31/03/2009	19227	31/03/2009	-3.87











On target?	Trend (Yr)	Scrutiny Committee/ Service Plan/ Indicator	Target	Source Date	Actual	Source Date	Var%
		ChI SP Partnerships : LI 1269 % of Active Borrowers	23	31/03/2009	23.6	31/03/2009	2.61
		ChI SP Partnerships : LI 1270 Number of library interactions per 1,000 population	?		?		?!
		ChI SP Partnerships : LI 1271 Library service materials acquisitions	216	31/03/2009	196	31/03/2009	-9.26
		ChI SP Partnerships : LI 1273 No of young people engaged with cultural activities through the library service	9468	31/03/2009	9468	31/03/2009	0.00
		ChI SP Partnerships : LI 1274 Number of public IT sessions provided by library service	63500	31/03/2009	90057	31/03/2009	41.82
		ChI SP Partnerships : LI 1275 Number of personal & social hours offered to 13-19 year olds	3020	31/03/2009	5414	31/03/2009	79.27
		ChI SP Partnerships : LI 1276 % of 13-19 population reached	35	31/03/2009	36.9	31/03/2009	5.43
		ChI SP Partnerships : LI 1277 % of 13-19 year olds participating in youth work	18	31/03/2009	16.6	31/03/2009	-7.78
		ChI SP Partnerships : LI 1278 No of young people supported who are at risk	255	31/03/2009	230	31/03/2009	-9.80
		ChI SP Partnerships : LI 1279 Number of young people involved in Voice & Action Group	36	31/03/2009	223	31/03/2009	519.44
		ChI SP Partnerships : LI 1280 Number of groups supported in Youth Participation Network	24	31/03/2009	35	31/03/2009	45.83
		ChI SP Partnerships : LI 1281 % of young people in Tiers 2 & 3 who feel that participation has made a difference	75	31/03/2009	94.4	31/03/2009	25.87
		ChI SP Partnerships : LI 1282 % of 18/19 year olds progressing into higher education	30	31/03/2009	17.1	31/03/2009	-43.00
		ChI SP Partnerships : LI 1283 % of women who initiate breastfeeding within 48 hours following birth	60	31/03/2009	60	31/03/2009	0.00
		ChI SP Partnerships : LI 1284 % of women who initiate breastfeeding at 26 weeks	25	31/03/2009	?		?
		ChI SP Partnerships : LI 1285 Increase uptake of MMR vaccination at 24 months	90	31/03/2009	91	31/03/2009	1.11
		ChI SP Partnerships : LI 1286 Increase uptake of MMR vaccination given with pre-school booster at 60 months	88	31/03/2009	85	31/03/2009	-3.41
		ChI SP Partnerships : LI 1287 Access to GUM services	100	31/03/2009	99.9	31/03/2009	-0.10
		ChI SP Partnerships : LI 1288 % of women known to be smoking during pregnancy	22	31/03/2009	20.4	31/03/2009	-7.27
		ChI SP Partnerships : LI 1289 % success rate of 4 week quitters from deprived communities	55	31/03/2009	53	31/03/2009	-3.64
		ChI SP Partnerships : LI 1290 Year on year increase in direct Stop Smoking Service delivery in local schools	82	31/03/2009	100	31/03/2009	21.95
		ChI SP Partnerships : LI 1291 % school children with min 2 hrs PE	93	31/03/2009	89	31/03/2009	-4.30
		ChI SP Partnerships : LI 1292 % screening rate for Chlamydia in 13-24 year old population	17	31/03/2009	?		?

On target?	Trend (Yr)	Scrutiny Committee/ Service Plan/ Indicator	Target	Source Date	Actual	Source Date	Var%
		ChI SP Partnerships : LI 1293 % of schools that have a drug and alcohol policy to be delivering related education	82	31/03/2009	57.9	31/03/2009	-29.39
		ChI SP Partnerships : LI 1294 Percentage of schools achieving the National Healthy Schools Status	82	31/03/2009	57.9	31/03/2009	-29.39
		ChI SP Partnerships : NI009 Use of public libraries	42.7	31/03/2009	42.7	31/03/2009	0.00
		ChI SP Partnerships : NI013 Migrants English language skills and knowledge	?		?		?!
		ChI SP Partnerships : NI052i Take up of school lunches (primary)	?		?		?!
		ChI SP Partnerships : NI052ii Take up of school lunches (secondary)	?		?		?!
		ChI SP Partnerships : NI053i Percentage of infants being breastfed at 6-8 weeks (breastfeeding prevalence)	37.2	31/03/2009	33.6	31/03/2009	-9.68
		ChI SP Partnerships : NI053ii Percentage of infants for whom breastfeeding status is recorded (breastfeeding coverage)	85.1	31/03/2009	99.1	31/03/2009	16.45
		ChI SP Partnerships : NI055i Percentage of children in Reception with height and weight recorded who are obese	11.6	31/03/2009	10	31/03/2009	-13.79
		ChI SP Partnerships : NI055ii Percentage of children in Reception with height and weight recorded	85	31/03/2009	99.2	31/03/2009	16.71
		ChI SP Partnerships : NI056i Percentage of children in Year 6 with height and weight recorded who are obese	21.8	31/03/2009	20.4	31/03/2009	-6.42
		ChI SP Partnerships : NI056ii Percentage of children in Year 6 with height and weight recorded	85	31/03/2009	99	31/03/2009	16.47
		ChI SP Partnerships : NI070 Hospital admissions caused by unintentional and deliberate injuries to CYP	?		?		?!
		ChI SP Partnerships : NI087 Secondary school persistent absence rate	7.5	31/03/2009	4.5	31/03/2009	-40.00
		ChI SP Partnerships : NI088 Percentage of schools providing access to extended services	80	31/03/2009	74.4	31/03/2009	-7.00
		ChI SP Partnerships : NI109 Delivery of Sure Start Children's Centres	100	31/03/2009	100	31/03/2009	0.00
		ChI SP Partnerships : NI110 Young people's participation in positive activities	68.4	31/03/2009	68.4	31/03/2009	0.00
		ChI SP Partnerships : NI112 Under 18 conception rate	-37.5	31/03/2009	-13.7	31/03/2009	63.47
		ChI SP Partnerships : NI113i Percentage of the resident population aged 15-24 accepting a test/screen for chlamydia	4.3	30/06/2008	1.9	30/06/2008	?!
		ChI SP Partnerships : NI115 Substance misuse by young people	12.4	31/03/2009	12.4	31/03/2009	0.00
		ChI SP Partnerships : NI117 16 to 18 year olds who are not in education, employment or training (NEET)	6.4	31/03/2009	6.9	31/03/2009	7.81
		ChI SP Partnerships : NI118 Take up of formal childcare by low-income working families	19	31/03/2009	19	31/03/2009	0.00

On target?	Trend (Yr)	Scrutiny Committee/ Service Plan/ Indicator	Target	Source Date	Actual	Source Date	Var%
		ChI SP Partnerships : NI161 Learners achieving a Level 1 qualification in literacy	560	31/03/2009	560	31/03/2009	0.00
		ChI SP Partnerships : NI162 Number of Entry Level qualifications in numeracy achieved	90	31/03/2009	90	31/03/2009	0.00
		ChI SP Partnerships : NI199 Children and young people's satisfaction with parks and play areas	51	31/03/2009	51	31/03/2009	0.00
		ChI SP Planning & Resources : Status	100	31/03/2009	99.14	31/03/2009	-0.86
		ChI SP Planning & Resources : LI 1251 % of Early Years & childcare leaders with level 4+ qualification	55.2	31/03/2009	54.8	31/03/2009	-0.72
		ChI SP Planning & Resources : LI 1252 Early Years & childcare setting with input from trained staff	100	31/03/2009	100	31/03/2009	0.00
		ChI SP Planning & Resources : LI 1750 % of schools satisfied with LA's support in improving health and safety	89	31/03/2009	88	31/03/2009	-1.12
		ChI SP Planning & Resources : LI 1751 % of secondary schools satisfied with the LA's home to school transport	60	31/03/2009	33	31/03/2009	-45.00
		ChI SP Planning & Resources : LI 1752 % of schools satisfied with the LA's co-ordination of the admissions process	70	31/03/2009	83	31/03/2009	18.57
		ChI SP Planning & Resources : LI 1753 % of schools satisfied with the LA's support to improve building management and development	62	31/03/2009	71	31/03/2009	14.52
		ChI SP Planning & Resources : LI 1754 % of schools satisfied with LA's financial information, inc. comparative data	90	31/03/2009	88	31/03/2009	-2.22
		ChI SP Planning & Resources : LI 1756 % of schools satisfied with the extent to which they influence policies/plans/procedures	87	31/03/2009	83	31/03/2009	-4.60
		ChI SP Planning & Resources : LI 1757 % of schools satisfied with LA's consultation on the planning and review of the budget	78	31/03/2009	75	31/03/2009	-3.85
		ChI SP Planning & Resources : LI 1758 % of schools satisfied with the educational rationale behind the school funding formula	79	31/03/2009	88	31/03/2009	11.39
		ChI SP Planning & Resources : LI 1759 % of schools satisfied with LA's strategy for data collection, & managing information & data	93	31/03/2009	96	31/03/2009	3.23
		ChI SP Planning & Resources : LI 1760 % of schools satisfied with LA's support to improve the effectiveness & reliability of ICT	72	31/03/2009	92	31/03/2009	27.78
		ChI SP Planning & Resources : LI 1761 % of schools satisfied with the LA's strategic approach to develop the workforce	69	31/03/2009	63	31/03/2009	-8.70
		ChI SP Planning & Resources : LI 1763 % of parents that get a place of their preference	94	31/03/2009	94.5	31/03/2009	0.53
		ChI SP Planning & Resources : LI 1764 % of parental first preferences met for primary admission	94	31/03/2009	96.5	31/03/2009	2.66

On target?	Trend (Yr)	Scrutiny Committee/ Service Plan/ Indicator	Target	Source Date	Actual	Source Date	Var%
		ChI SP Planning & Resources : LI 1765 % of parental first preferences met for secondary admission	85.6	31/03/2009	92.5	31/03/2009	8.06
		ChI SP Planning & Resources : LI 1766 % of schools with excess of 10% surplus places	16.9	31/03/2009	20	31/03/2009	18.34
		ChI SP Planning & Resources : LI 1767 % of complaints resolved at stage 1	100	31/03/2009	98.3	31/03/2009	-1.70
		ChI SP Planning & Resources : LI 3011ch Children Services dept invoices	96.5	31/03/2009	80.2	31/03/2009	-16.89
		ChI SP School Improvement : Status	100	31/03/2009	97.53	31/03/2009	-2.47
		ChI SP School Improvement : LI 1000 % of permanently excluded pupils provided 21+ hours alternative tuition	100	31/03/2009	96.2	31/03/2009	-3.80
		ChI SP School Improvement : LI 1001 Number of permanent exclusions	18	31/03/2009	19	31/03/2009	5.56
		ChI SP School Improvement : LI 1002 Top 10% LA for APS per student fro GCE and VCE results (Post-16)	10	31/03/2009	14	31/03/2009	40.00
		ChI SP School Improvement : LI 1003 Racial Incidents in schools	65	31/03/2009	38	31/03/2009	-41.54
		ChI SP School Improvement : LI 1004 Racial Incidents further action	100	31/03/2009	100	31/03/2009	0.00
		ChI SP School Improvement : LI 1005 % of School leavers achieving no GCSEs or equivalent at A*-G	3.9	31/03/2009	2.9	31/03/2009	-25.64
		ChI SP School Improvement : LI 1006 Narrowing the gap between disadvantaged and peers in EYFSP PSED	18	31/03/2009	24	31/03/2009	33.33
		ChI SP School Improvement : LI 1007 Narrowing the gap between disadvantaged and peers in EYFSP CLL	25.7	31/03/2009	27.1	31/03/2009	5.45
		ChI SP School Improvement : LI 1008 Number of days lost to fixed term exclusions	5033	31/03/2009	2682	31/03/2009	-46.71
		ChI SP School Improvement : LI 1009 Maintain schools A/AS Level APS	760	31/03/2009	702	31/03/2009	-7.63
		ChI SP School Improvement : LI 1010 5 or more A*-C GCSE	55	31/03/2009	69.7	31/03/2009	26.73
		ChI SP School Improvement : LI 1011 Level 4 at KS2 Maths	72	31/03/2009	78.1	31/03/2009	8.47
		ChI SP School Improvement : LI 1012 Level 4 at KS2 English	77	31/03/2009	80.1	31/03/2009	4.03
		ChI SP School Improvement : LI 1013 Level 5 / 5+ in KS3 English	79	31/03/2009	69.1	31/03/2009	-12.53
		ChI SP School Improvement : LI 1014 Level 5/5+ KS3 Maths	78	31/03/2009	76.6	31/03/2009	-1.79
		ChI SP School Improvement : NI072 At least 78 points across Early Years Foundation Stage with at least 6 in each of the scales	62.5	31/03/2009	48.1	31/03/2009	-23.04
		ChI SP School Improvement : NI073 Achievement at level 4 or above in both English and Maths at Key Stage 2 (Threshold)	76	31/03/2009	72.2	31/03/2009	-5.00
		ChI SP School Improvement : NI075 Achievement of 5 or more A*-C grades at GCSE or equivalent including English and Maths	50.2	31/03/2009	47.7	31/03/2009	-4.98

On target?	Trend (Yr)	Scrutiny Committee/ Service Plan/ Indicator	Target	Source Date	Actual	Source Date	Var%
★	?	ChI SP School Improvement : NI076 Reduce number of schools where under 55% of pupils achieve level 4 in KS2 English and Maths	7	31/03/2009	4	31/03/2009	-42.86
▲	?	ChI SP School Improvement : NI078 Reduce number of schools where under 30% of pupils achieve 5 A*-C GCSE with English and Maths	0	31/03/2009	2	31/03/2009	100.00
●	?	ChI SP School Improvement : NI079 Achievement of a Level 2 qualification by the age of 19	76.2	31/03/2009	72.2	31/03/2009	-5.25
●	?	ChI SP School Improvement : NI080 Achievement of a Level 3 qualification by the age of 19	46.1	31/03/2009	46.2	31/03/2009	0.22
▲	?	ChI SP School Improvement : NI081 Inequality gap in the achievement of a Level 3 qualification by the age of 19	28	31/03/2009	36.8	31/03/2009	31.43
▲	?	ChI SP School Improvement : NI082 Inequality gap in the achievement of a Level 2 qualification by the age of 19	53	31/03/2009	46.6	31/03/2009	-12.08
●	?	ChI SP School Improvement : NI084 Achievement of 2 or more A*-C grades in Science GCSEs or equivalent	40	31/03/2009	42.7	31/03/2009	6.75
●	?	ChI SP School Improvement : NI085i Post-16 participation in physical sciences (A Level Physics)	51	31/03/2009	52	31/03/2009	1.96
▲	?	ChI SP School Improvement : NI085ii Post-16 participation in physical sciences (A Level Chemistry)	85	31/03/2009	75	31/03/2009	-11.76
●	?	ChI SP School Improvement : NI085iii Post-16 participation in physical sciences (A Level Maths)	133	31/03/2009	136	31/03/2009	2.26
▲	?	ChI SP School Improvement : NI086 Secondary schools judged as having good or outstanding standards of behaviour	83	31/03/2009	66.7	31/03/2009	-19.64
●	?	ChI SP School Improvement : NI089a Reduce number of schools requiring special measures	0	31/03/2009	0	31/03/2009	0.00
●	?	ChI SP School Improvement : NI089b Improve time taken for schools to come out of special measures	0	31/03/2009	0	31/03/2009	0.00
?	?	ChI SP School Improvement : NI090 Take up of 14-19 learning diplomas	?		?		?!
●	?	ChI SP School Improvement : NI091 Participation of 17 year-olds in education or training	81	31/03/2009	75	31/03/2009	-7.41
●	?	ChI SP School Improvement : NI092 Narrowing the gap - lowest achieving 20% the Early Yrs Foundation Stage Profile vs the rest	39	31/03/2009	37.3	31/03/2009	-4.36
●	?	ChI SP School Improvement : NI093 Progression by 2 levels in English between Key Stage 1 and Key Stage 2	90	31/03/2009	82.7	31/03/2009	-8.11
●	?	ChI SP School Improvement : NI094 Progression by 2 levels in Maths between Key Stage 1 and Key Stage 2	80	31/03/2009	79.3	31/03/2009	-0.88
★	?	ChI SP School Improvement : NI102i Achievement gap between pupils eligible for free school meals and their peers (KS2)	33	31/03/2009	20.6	31/03/2009	-37.58

On target?	Trend (Yr)	Scrutiny Committee/ Service Plan/ Indicator	Target	Source Date	Actual	Source Date	Var%
		ChI SP School Improvement : NI102ii Achievement gap between pupils eligible for free school meals and their peers (KS4)	33	31/03/2009	40.1	31/03/2009	21.52
		ChI SP School Improvement : NI106 Young people from low income backgrounds progressing to higher education	20.1	31/03/2009	20.1	31/03/2009	0.00
		ChI SP School Improvement : NI107 Key Stage 2 attainment for Black and minority ethnic groups	26	31/03/2009	26	31/03/2009	0.00
		ChI SP School Improvement : NI108 Key Stage 4 attainment for Black and minority ethnic groups	47.7	31/03/2009	47.7	31/03/2009	0.00
		ChI SP School Improvement : NI114 Rate of permanent exclusions from school	0.12	31/03/2009	0.12	31/03/2009	0.00