






































































NI198 All indicators				
On target?	Scrutiny Committee/Indicator	Target	Actual	Var%
	NIS All indicators : Status	100	103.72	3.72
	NIS Scrutiny Committee Children and Young People : Status	100	90.37	-9.63
	NIS Scrutiny Committee Children and Young People : NI009 Use of public libraries	?	42.7	!
	NIS Scrutiny Committee Children and Young People : NI013 Migrants English language skills and knowledge	?	?	?!
	NIS Scrutiny Committee Children and Young People : NI019 Rate of proven re-offending by young offenders	?	?	?!
	NIS Scrutiny Committee Children and Young People : NI043 Young people within the YJS receiving a conviction in court who are sentenced to custody	5	7.2	44.00
	NIS Scrutiny Committee Children and Young People : NI044i Ethnic composition of offenders on Youth Justice System disposals (white)	?	?	?!
	NIS Scrutiny Committee Children and Young People : NI044ii Ethnic composition of offenders on Youth Justice System disposals (mixed)	?	?	?!
	NIS Scrutiny Committee Children and Young People : NI044iii Ethnic composition of offenders on Youth Justice System disposals (black or black british)	?	?	?!
	NIS Scrutiny Committee Children and Young People : NI044iv Ethnic composition of offenders on Youth Justice System disposals (asian or asian british)	?	?	?!
	NIS Scrutiny Committee Children and Young People : NI044v Ethnic composition of offenders on Youth Justice System disposals (chinese/other)	?	?	?!
	NIS Scrutiny Committee Children and Young People : NI045 Young offenders engagement in suitable education, employment or training	70	68.3	-2.43
	NIS Scrutiny Committee Children and Young People : NI046 Young offenders access to suitable accommodation	100	100	0.00
	NIS Scrutiny Committee Children and Young People : NI050 Emotional health of children	60.8	60.8	0.00
	NIS Scrutiny Committee Children and Young People : NI051 Effectiveness of child and adolescent mental health (CAMHs) services	?	?	?!
	NIS Scrutiny Committee Children and Young People : NI053i Percentage of infants being breastfed at 6-8 weeks (breastfeeding prevalence)	?	?	?!
	NIS Scrutiny Committee Children and Young People : NI053ii Percentage of infants for whom breastfeeding status is recorded (breastfeeding coverage)	?	?	?!

On target?	Scrutiny Committee/Indicator	Target	Actual	Var%
	NIS Scrutiny Committee Children and Young People : NI057 Children and young people's participating in high-quality PE and sport	?	?	?!
	NIS Scrutiny Committee Children and Young People : NI058 Emotional and behavioural health of looked after children	?	?	?!
	NIS Scrutiny Committee Children and Young People : NI059 Percentage of Initial assessments for children's social care carried out < 7 working days	65	58.8	-9.54
	NIS Scrutiny Committee Children and Young People : NI060 Percentage core assessments for children's social care carried out < 35 working days	86	71.8	-16.51
	NIS Scrutiny Committee Children and Young People : NI061 Timeliness and stability of adoption of looked after children	?	?	?!
	NIS Scrutiny Committee Children and Young People : NI062 Stability of placements of looked after children: number of moves	12	10.9	-9.17
	NIS Scrutiny Committee Children and Young People : NI063 Stability of placements of looked after children: length of placement	55	62.7	14.00
	NIS Scrutiny Committee Children and Young People : NI064 Child protection plans lasting 2 years or more	0	0	0.00
	NIS Scrutiny Committee Children and Young People : NI065 Children becoming the subject of a Child Protection Plan for a second or subsequent time	12	11.1	-7.50
	NIS Scrutiny Committee Children and Young People : NI066 Looked after children cases which were reviewed within required timescales	100	100	0.00
	NIS Scrutiny Committee Children and Young People : NI067 Percentage of child protection cases which were reviewed within required timescales	100	100	0.00
	NIS Scrutiny Committee Children and Young People : NI068 Percentage of referrals to children's social care going on to initial assessment	35	20	-42.86
	NIS Scrutiny Committee Children and Young People : NI069 Children who have experienced bullying	32	52.2	63.13
	NIS Scrutiny Committee Children and Young People : NI070 Hospital admissions caused by unintentional and deliberate injuries to CYP	?	?	?!
	NIS Scrutiny Committee Children and Young People : NI072 At least 78 points across Early Years Foundation Stage with at least 6 in each of the scales	62.5	48.1	-23.04
	NIS Scrutiny Committee Children and Young People : NI073 Achievement at level 4 or above in both English and Maths at Key Stage 2 (Threshold)	76	72.2	-5.00

On target?	Scrutiny Committee/Indicator	Target	Actual	Var%
	NIS Scrutiny Committee Children and Young People : NI074 Achievement at level 5 or above in both English and Maths at Key Stage 3 (Threshold)	78	63	-19.23
	NIS Scrutiny Committee Children and Young People : NI075 Achievement of 5 or more A*-C grades at GCSE or equivalent including English and Maths	50.2	47.7	-4.98
	NIS Scrutiny Committee Children and Young People : NI076 Reduce number of schools where under 65% of pupils achieve level 4 in KS2 English and Maths	7	4	-42.86
	NIS Scrutiny Committee Children and Young People : NI077 Reduce number of schools where under 50% of pupils achieve level 5 in KS3 English and Maths	0	2	100.00
	NIS Scrutiny Committee Children and Young People : NI078 Reduce number of schools where under 30% of pupils achieve 5 A*-C GCSE with English and Maths	0	2	100.00
	NIS Scrutiny Committee Children and Young People : NI079 Achievement of a Level 2 qualification by the age of 19	?	?	?!
	NIS Scrutiny Committee Children and Young People : NI080 Achievement of a Level 3 qualification by the age of 19	?	?	?!
	NIS Scrutiny Committee Children and Young People : NI081 Inequality gap in the achievement of a Level 3 qualification by the age of 19	?	?	?!
	NIS Scrutiny Committee Children and Young People : NI082 Inequality gap in the achievement of a Level 2 qualification by the age of 19	?	?	?!
	NIS Scrutiny Committee Children and Young People : NI083 Achievement at level 5 or above in Science at Key Stage 3	78	70.8	-9.23
	NIS Scrutiny Committee Children and Young People : NI084 Achievement of 2 or more A*-C grades in Science GCSEs or equivalent	40	42.6	6.50
	NIS Scrutiny Committee Children and Young People : NI085i Post-16 participation in physical sciences (A Level Physics)	?	?	?!
	NIS Scrutiny Committee Children and Young People : NI085ii Post-16 participation in physical sciences (A Level Chemistry)	?	?	?!
	NIS Scrutiny Committee Children and Young People : NI085iii Post-16 participation in physical sciences (A Level Maths)	?	?	?!
	NIS Scrutiny Committee Children and Young People : NI086 Secondary schools judged as having good or outstanding standards of behaviour	83	66.7	-19.64

On target?	Scrutiny Committee/Indicator	Target	Actual	Var%
	NIS Scrutiny Committee Children and Young People : NI087 Secondary school persistent absence rate	7.5	4.5	-40.00
	NIS Scrutiny Committee Children and Young People : NI088 Percentage of schools providing access to extended services	80	67.5	-15.63
	NIS Scrutiny Committee Children and Young People : NI089a Reduce number of schools requiring special measures	0	0	0.00
	NIS Scrutiny Committee Children and Young People : NI089b Improve time taken for schools to come out of special measures	0	0	0.00
	NIS Scrutiny Committee Children and Young People : NI090 Take up of 14-19 learning diplomas	?	?	?!
	NIS Scrutiny Committee Children and Young People : NI091 Participation of 17 year-olds in education or training	?	?	?!
	NIS Scrutiny Committee Children and Young People : NI092 Narrowing the gap - lowest achieving 20% the Early Yrs Foundation Stage Profile vs the rest	39	37.3	-4.36
	NIS Scrutiny Committee Children and Young People : NI093 Progression by 2 levels in English between Key Stage 1 and Key Stage 2	90	82	-8.89
	NIS Scrutiny Committee Children and Young People : NI094 Progression by 2 levels in Maths between Key Stage 1 and Key Stage 2	80	76.2	-4.75
	NIS Scrutiny Committee Children and Young People : NI095 Progression by 2 levels in English between Key Stage 2 and Key Stage 3	39	20.6	-47.18
	NIS Scrutiny Committee Children and Young People : NI096 Progression by 2 levels in Maths between Key Stage 2 and Key Stage 3	70	53.9	-23.00
	NIS Scrutiny Committee Children and Young People : NI097 Progression by 2 levels in English between Key Stage 3 and Key Stage 4	69	56.6	-17.97
	NIS Scrutiny Committee Children and Young People : NI098 Progression by 2 levels in Maths between Key Stage 3 and Key Stage 4	34	18.8	-44.71
	NIS Scrutiny Committee Children and Young People : NI099 Children in care reaching level 4 in English at Key Stage 2	33	40	21.21
	NIS Scrutiny Committee Children and Young People : NI100 Looked after children reaching level 4 in mathematics at Key Stage 2	33	20	-39.39
	NIS Scrutiny Committee Children and Young People : NI101 Looked after children achieving 5 A*-C GCSEs (or equivalent) at KS 4 (with English and Maths)	0	0	0.00
	NIS Scrutiny Committee Children and Young People : NI102i Achievement gap between pupils eligible for free school meals and their peers (KS2)	33	21.5	-34.85

On target?	Scrutiny Committee/Indicator	Target	Actual	Var%
	NIS Scrutiny Committee Children and Young People : NI102ii Achievement gap between pupils eligible for free school meals and their peers (KS4)	33	40.5	22.73
	NIS Scrutiny Committee Children and Young People : NI103a Special Educational Needs - statements issued within 26 weeks excluding exceptions	96	100	4.17
	NIS Scrutiny Committee Children and Young People : NI103b Special Educational Needs - statements issued within 26 weeks	96	100	4.17
	NIS Scrutiny Committee Children and Young People : NI104 The SEN/non-SEN gap - achieving Key Stage 2 English and Maths threshold	57.1	59.5	4.20
	NIS Scrutiny Committee Children and Young People : NI105 The SEN/non-SEN gap - achieving 5 A*-C GCSE inc. English and Maths	48.4	43.9	-9.30
	NIS Scrutiny Committee Children and Young People : NI106 Young people from low income backgrounds progressing to higher education	?	?	?!
	NIS Scrutiny Committee Children and Young People : NI107 Key Stage 2 attainment for Black and minority ethnic groups	?	?	?!
	NIS Scrutiny Committee Children and Young People : NI108 Key Stage 4 attainment for Black and minority ethnic groups	?	?	?!
	NIS Scrutiny Committee Children and Young People : NI109 Delivery of Sure Start Children's Centres	100	100	0.00
	NIS Scrutiny Committee Children and Young People : NI110 Young people's participation in positive activities	68.4	68.4	0.00
	NIS Scrutiny Committee Children and Young People : NI111 First time entrants to the Youth Justice System aged 10 - 17	190	120	-36.84
	NIS Scrutiny Committee Children and Young People : NI112 Under 18 conception rate	?	?	?!
	NIS Scrutiny Committee Children and Young People : NI113i Percentage of the resident population aged 15-24 accepting a test/screen for chlamydia	?	?	?!
	NIS Scrutiny Committee Children and Young People : NI113ii Prevalence of Chlamydia in under 25 year olds	?	?	?!
	NIS Scrutiny Committee Children and Young People : NI114 Rate of permanent exclusions from school	0.12	0.15	25.00
	NIS Scrutiny Committee Children and Young People : NI115 Substance misuse by young people	12.4	12.4	0.00
	NIS Scrutiny Committee Children and Young People : NI117 16 to 18 year olds who are not in education, employment or training (NEET)	6.4	8.3	29.69

On target?	Scrutiny Committee/Indicator	Target	Actual	Var%
	NIS Scrutiny Committee Children and Young People : NI118 Take up of formal childcare by low-income working families	?	?	?!
	NIS Scrutiny Committee Children and Young People : NI147 Care leavers in suitable accommodation	75	100	33.33
	NIS Scrutiny Committee Children and Young People : NI148 Care leavers in education, employment or training	73	66.7	-8.63
	NIS Scrutiny Committee Children and Young People : NI161 Learners achieving a Level 1 qualification in literacy	?	?	?!
	NIS Scrutiny Committee Children and Young People : NI162 Number of Entry Level qualifications in numeracy achieved	?	?	?!
	NIS Scrutiny Committee Economy and Environment : Status	100	120.83	20.83
	NIS Scrutiny Committee Health and Well-Being : Status	100	127.23	27.23
	NIS Scrutiny Committee Neighbourhood Services : Status	100	109.52	9.52
	NIS Scrutiny Committee Resources : Status	100	97.69	-2.31