



# Investing in Tomorrow

Darlington's Children  
and Young People's Plan

2006-2009

# CONTENTS

	Page
Introduction	3
Local Area Agreement	4
Our Priorities	4
Darlington Context	5
Consultation & Involvement in the Preparation of the Plan	5
Vision	
Darlington's Model of Need	7
Strategy for Young People's Participation in Darlington	10
Summary of Outcomes	12
Be Healthy	13
Stay Safe	25
Enjoy & Achieve	31
Make a Positive Contribution	41
Achieve Economic Well-Being	47
Children's Workforce Strategy	54
Children's Trust	58
Performance Management	59
Performance Indicators and Targets	60
Map of School Clusters and Children's Centres	71

## Introduction

Welcome to Darlington's first Children and Young People's Plan. The Children Act 2004 placed a new statutory duty on local authorities to produce this Plan. The Plan provides a single overarching strategy prepared in partnership with all key stakeholders for the further development and co-ordination of all local services for children and young people. The Plan covers all services for those aged 0-19, young people aged 20 or over leaving care and young people up to the age of 25 with learning difficulties. It outlines a vision for children and young people, assesses local need, identifies key priorities for improvement and sets out the actions that the Council in partnership with others will take to improve the outcomes for children and young people. Rather than having a stand alone Youth Strategy for teenagers this Children and Young People's Plan incorporates the aspirations and expectations for these young people. It also has regard to the sentiments outlined in 'Youth Matters'.

The Children Act defines the following outcomes for children and young people:

- Be healthy - Enjoying good physical and mental health and living a healthy lifestyle.
- Stay safe - being protected from harm and neglect.

- Enjoying and achieving - getting the most out of life and developing the skills for adulthood.
- Making a positive contribution - being involved with the community and society and not engaging in anti social behaviour.
- Economic Well-being - not being prevented by economic disadvantage from achieving their full potential in life.

Key to the implementation and further development of this Plan is the recognition that children, their parents and carers need to be supported with services planned and delivered in an integrated way at key stages and transitions in a child's life. Key phases include:

- Pre-birth
- 0 - 5 years
- Starting primary school
- Starting secondary school and Key Stage 3
- Leaving School
- Post 16 Education, Employment and Training
- Preparing for Adulthood

Sure Start Local Programmes and Children's Centres provide an exemplar on which this Plan will build in terms of transition and the integration and co-location of services for children and young people.

Overarching strategic priorities therefore include:

- The further development of extended services
- Better sharing of information and intelligence between the various agencies and professionals working with children to target resources and services on a needs basis
- Early identification and intervention strategies supported through the development of multi agency teams deployed on a locality basis (based on a school cluster and Children's Centre model - See page 71).
- Enhanced planning for the delivery of services at key transition phases in a child's development.
- Enhancing the participation of children and young people in decision-making processes and active citizenship.

### **Relationship to the Local Area Agreement (LAA)**

This Plan has been prepared alongside the development of our Local Area Agreement that has as its core focus improved outcomes for children and young people. This Plan therefore incorporates the same priorities, actions and performance targets as contained within the LAA. Actions replicated within the LAA have been specifically highlighted within the Plan.

### **Top Priorities**

Following wide-ranging consultation with our partners, young people and the completion of a needs analysis, a series of priorities have been identified for development within this Plan. However, we have identified the following as our top priorities for improvement.

- Reduce rates of teenage pregnancy and achieve Healthy School Status
- Improve the provision of Information, Advice and Guidance that supports young people in making life choices.
- Improve the long-term stability of Looked After Children in foster care and increase the numbers of children adopted.
- Improve rates of school attendance
- Reduce rates of permanent and fixed term exclusions.
- Improve the progress made by young people during their primary and secondary education and in particular between Key Stage 3 and Key Stage 4.
- Enhance education and training opportunities for young people aged 14-19.
- Empowering children and young people to have a greater voice and influence over local decision-making and the delivery of services.

## The Darlington Context

- Darlington is one of five Boroughs that together make up the Tees Valley (the others being Stockton, Middlesbrough, Redcar and Cleveland, and Hartlepool) . Sitting astride the main north-south transport corridors, Darlington is the gateway to the sub-region, and to the North East region as a whole.
- Darlington has an area of 19,745 hectares, consisting of the urban area and around 20 small/medium sized rural settlements located along the northern side of the middle Tees Valley.
- Darlington's population is 98,600 (mid 2004) with approximately 85,000 living in the urban area.
- There are 22,048 children and young people aged 0 -18 years living in Darlington (mid 2004).
- Darlington has an ageing population and a higher proportion of retired people. 21.6% of the population are aged 16 and under. A falling birth rate will mean that by 2011 the population aged 16 and under will fall to 18%.
- 15,648 children attend school in Darlington.
- Darlington has 2 nursery schools, 3 infant schools, 3 junior schools, 24 Primary schools, 7 Secondary schools, 1 special school, 1 pupil referral unit, 4 Children's Centres, 14 Private Nurseries, 18 Out of School Clubs, 18 Holiday Clubs and 175 Childminders.
- Darlington College, Queen Elizabeth Sixth Form College and Carmel RC Sixth Form provide post-16 further education courses.
- Unemployment is currently 3.1% of the working age population (Joint Strategy Unit Jan. 2006).
- Wage levels (average weekly wages by place of residence) are relatively low in Darlington at £433.60 per week (North East £449.70; national £520.20). Wages for women are much lower, at £407.80.
- Darlington is ranked as the 91st most deprived local authority area in England, out of 354, in the 2004 Index of Multiple Deprivation, compared to being ranked 88th in 2000. This ranking excludes the Borough from access to Neighbourhood Renewal Funding. However, there are pockets of significant deprivation, with 9 Lower Layer Super Output Areas (the level of detail below electoral wards introduced in the 2004 IMD) in the most deprived 10% nationally.
- The unemployment rate in Darlington is more than twice the national average in 3 wards. Youth unemployment stands at 28.2% (Joint Strategy Unit Dec.2005).
- 23% of children in Darlington live in low-income households and 18% of children are eligible for free school meals.
- The number of single parent households in Darlington is 7.5% compared to 6.4% nationally.
- Teenage conception rates in Darlington at 47.8 per 1000 females (2004) under 18 years old are higher than the national rate of 43 per 1000. However, Darlington, as the top performing North East Council, has seen a drop of 25.3% between 1998-2004.

## Consultation & Involvement in the preparation of the Plan

Consultation and involvement is a process that has threaded its way through the development of this Plan. In June 2005, the Children's Services Conference, which consisted of Head teachers, Chairs of Governing Bodies and key partner agencies, focused on the development of a shared vision for children and young people and identified a number of priorities for development within the context of the Children and Young People's Plan.

In June 2005 the Darlington Assembly convened to hear first hand the concerns and priorities of children and young people including those of the very young represented by their carers. The Assembly reviewed through workshop exercises the outcome of past consultation exercises with children and young people and in particular what change was instigated as a result. The exercises revealed that although a significant amount of consultation had taken place with children and young people, positive changes in service delivery were not always apparent. Further, many of the consultation exercises conducted with children and young people were 'one way' events and did not constitute a participative process to their involvement. Consequently, the establishment of new structures and processes for the involvement of all children and young people is considered as a high priority for development within this Plan. As a result of the Darlington Assembly an audit of all consultation exercises conducted with children and young people over the previous four years was commissioned from the Darlington Youth Service.

In October 2005 a conference was convened between the local authority and key partners to 'kick start' the development of the Local Area Agreement, which in Darlington is innovative as its focus is entirely on the needs of children and young people. The conference identified current good practice on which to build and generated a number of suggestions about how things could be done differently to improve the outcomes for children and young people.

The outcomes from this conference, together with the audit of consultation exercises were presented to a children and young people's event in December 2005. The event, which was a mixture of interactive workshops and 'fun activities' was attended by over 140 children and young people, its purpose being to identify, from a youth perspective, top local priorities for development within this Plan. Identified priorities were subsequently utilised as part of the formal needs analysis that underpins this Plan. A reference group of young people was also convened to assist in the planning, design and delivery of the event.

In January 2006 a final planning event was convened with partner organisations to review all the information collated to that date and to identify the priorities and actions that are contained within this Plan. These priorities were referred back to the young people's reference group for comment and agreement prior to the Plan's circulation for wider consultation.

## Vision

Our Vision for Children and Young People:

*To improve the outcomes and maximise the life chances of all children and young people in Darlington by delivering effective, high quality, integrated services.*

This vision is underlined by the principles enshrined within the United Nations Convention on the Rights of the Child. The Convention treaty spells out the basic human rights that children everywhere, without discrimination, have the right to:

- Survival.
- Develop to the fullest.
- Protection from harmful influences, abuse and exploitation.
- Participate fully in family, cultural and social life.

Children have the right to say what they think should happen, when adults are making decisions that affect them and to have their opinions taken into account.

## Darlington's Model of Need

Children, young people and their families have varying needs for services over time. These services need to be differentiated to ensure that they are responsive. In Darlington our model of need therefore consists of a three-tier delivery framework, with each tier corresponding to a level of need. The strategy for the development of Children's Services is to ensure that children, young people and their families can increasingly move seamlessly between the tiers, with services provided according to their level of need. In many service areas it is not possible to fully delineate the boundaries between each tier, particularly between universal and targeted services. The implementation of the Common Assessment Framework and the role of Lead Professional will, however, ensure that children, young people and their families can receive swift referral and access to targeted and specialist services when needed.

### **Tier 1 - Universal**

The majority of children, young people and their families in Darlington will only ever require access to universal services.

Universal means those services that are provided for all families and children including health, education and other community services such as leisure, play and housing. Children, young people and families in need of additional support also require access to universal provision.

### **Tier 2 - Targeted**

A child or young person has a targeted need if they are identified as needing some additional support without which they would be at risk of not achieving their full potential. This additional support may relate to access to health services such as speech and language therapy, or to additional education services such as Education Psychology. In many instances these needs are of a short-term nature, for example, a child who is truanting from school. Others are always in need of additional support because of their own development or family circumstances.

### **Tier 3 -Specialist**

If a child or young person's needs are complex and profound or they are at urgent risk from harm or neglect, they require access to specialist services.

These children and young people may be disabled, have learning or behavioural difficulties, have been permanently excluded from school or require the permanent or temporary care of the local authority. In these situations there will be the need for a more co-ordinated multi-agency response within or between agencies.

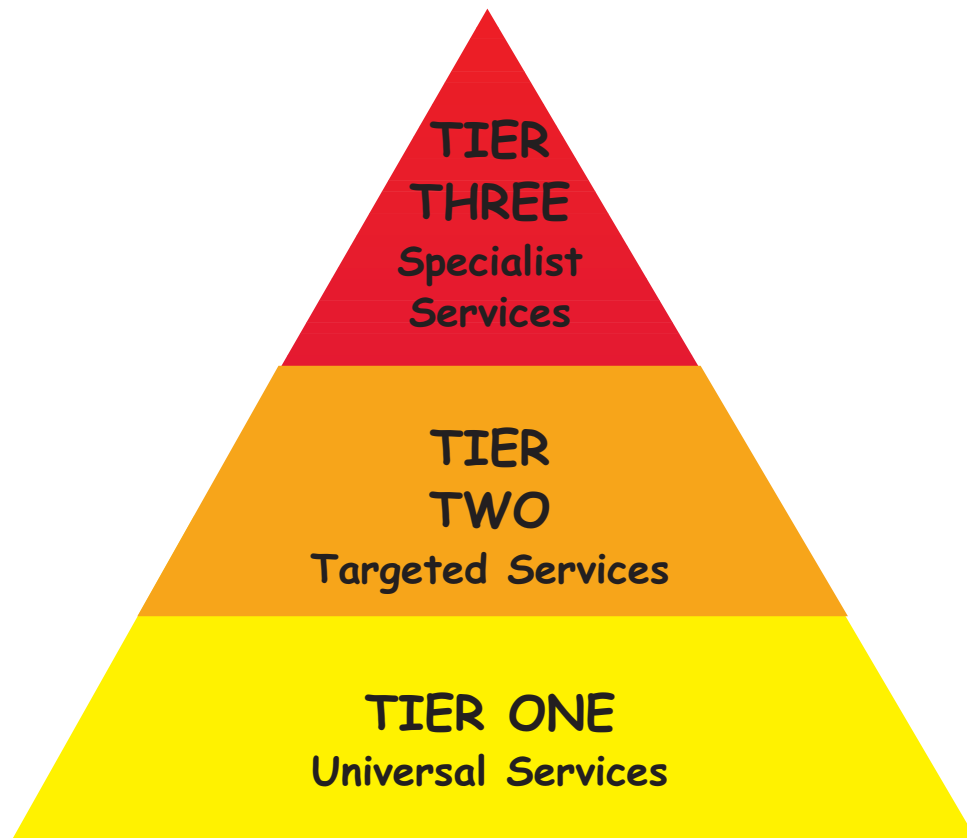
Underpinning all three tiers are support services that strategically plan, allocate resources, commission services and monitor performance.



Specialist needs include children & young People looked after, in immediate danger, placed out of area or having complex needs.

Children & young People with targeted needs require additional support to that provided universally. This might be health care, family support or educational support.

Universal needs are those that all children & young people have such as education, play, health promotion



Services to support the planning, co-ordination and delivery of the Every Child Matters Outcomes

## **STRATEGY FOR YOUNG PEOPLE'S PARTICIPATION AND INVOLVEMENT IN DARLINGTON**

### **Vision:**

The vision for Youth Participation in Darlington is to ensure that:

- The voice of young people is heard
- Young people help shape services
- Service providers will be able to listen to young people in a co-ordinated way
- Young people will be able to evaluate and monitor service delivery
- There are clear routes for all young people to contribute to debate and project development.

**To achieve the vision services need to be inclusive and adopt the basic principle that any young person can and will be actively encouraged to become involved, ensuring that:**

- All barriers are removed to enable inclusion, working with all young people including under-represented groups.
- Young people's capacity to enter into meaningful dialogue with key adults is strengthened.
- Capacity of key adults from both the voluntary and statutory sector is developed to enter into meaningful dialogue with young people.
- Development of a Youth Participation Network to create a cohesive approach within the borough.
- Development of mechanisms with young people to enable them to evaluate and monitor changes that have taken place.

A draft Participation Strategy has been developed, which adopts a three tier approach to the enhanced involvement of young people:

**Tier 1:** All young people aged 11-19 who live in the Borough, and up to 25 years for young people with special needs.

**Tier 2:** Existing groups of young people, both within the statutory and voluntary sector, that promote youth participation, for example School Councils, Connexions Shadow Board, Investing in Children, Children's Fund, Youth Forums, Uniformed Organisations, Sports Groups etc. These groups will form a Youth Participation Network.

**Tier 3:** The formation of a Youth Voice & Action Group that will bring together elected representatives from Tier 2 and the Member and Deputy Member of Youth Parliament for Darlington. The Youth Voice & Action Group will have links with regional and national participation groups, for example the North-East Regional Youth Assembly, United Kingdom Youth Parliament, British Youth Council, the Children's Trust and the Darlington Partnership. Once the Children's Trust arrangements are in operation it is planned that a framework for co-ordinated consultation will be developed and agreed between the Trust and the Youth Voice and Action Group. The Youth MP for Darlington will have a voting seat on the Children's Trust.

The Strategy will encompass proposals to formulate a Participation Strategy for children aged 5-11, hard to reach groups and very young children through Children's Centres.

### **A Strengthened Youth Service**

The Youth Service performs a key role in supporting the development of children and young people, particularly as they make the transition from adolescence to adulthood. In recognition of this role, the Council, in 2005 invested an additional £340,000 of resources into the Service to ensure that additional staff can be deployed within local communities including rural areas.

The new look Youth Service comprises:

#### **Community Based Teams**

Experienced youth workers are now based in localities. Their brief is to extend current Youth Service provision especially via Youth Clubs, and to engage with those young people who do not access any type of provision and are more visible within communities. A key role is to engage in more joint work with other departments and other partner organisations in order to increase the number of young people engaged in positive activities.

#### **Volunteer and Accreditation Team**

The Volunteer and Accreditation Team has been strengthened to build on existing accredited courses delivered in schools

and colleges and to extend the Youth Achievement Awards to youth clubs and projects as well as developing new accredited courses. Work in relation to the curriculum has been further strengthened so young people are able to explore issues which affect them, to make responsible choices and to gain a clearer understanding of their rights and responsibilities.

#### **Participation and Innovation Team**

The remit of this team is to develop and implement the Borough-wide Youth Participation Strategy, which will seek to involve children and young people in decision-making in a meaningful and consistent way. The Strategy has been at the forefront in the development of this Plan and the Local Area Agreement for Darlington. Written into the Strategy is a commitment to the Hear By Right standards as developed by the National Youth Agency and the Local Government Association. Delivering work against these standards is a positive way of ensuring that youth participation is fully embedded within organisations and ensure that young people's participation will have an impact on services delivered to them. The team is also charged with engaging with marginalised groups in innovative and creative ways and supporting and developing the role of School Councils.

## Summary of Key Outcomes


The following section of this Plan is subdivided into each of the five outcomes for children and young people and provides a Needs Analysis in terms of an overview of our current performance and an analysis of consultation priorities from young people. Each section also highlights our top priorities for improvement and supporting actions together with performance indicators through which progress will be monitored. Priorities for improvement have been colour coded against our service delivery model as follows:

- Red** - Specialist service
- Orange** - Targeted service
- Yellow** - Universal service

## Target Timescales

Short	2006 - 2007
Medium	2007 - 2008
Long	2008 - 2009

Be  
Healthy



## OBJECTIVE:

Be healthy - enjoying good physical and mental health and living a healthy lifestyle.

### What do we mean by Be Healthy?

- Physically Healthy including taking part in regular physical activity
- Mentally and Emotionally Healthy
- Sexually Healthy
- Healthy Lifestyles
- Positive choices regarding the use of drugs, alcohol and tobacco

## Analysis of Need

### PHYSICALLY HEALTHY

#### Breast Feeding

- Breastfeeding rates in Darlington are lower than the England average:

Breastfeeding Rates	Darlington 2005	England 2005	Darlington LAA target 2009
Birth	50%	69%	60%
6-8 weeks	22%	42%	30%
26 weeks	18%	21%	25%

- Darlington Borough Council Social Affairs and Health Committee published a report 'Darlington: A Breastfeeding Friendly Town' in February 2006 and work is already underway to develop a local action plan to encourage initiation and continuation of breastfeeding.
- An antenatal workshop has been established at Darlington Memorial Hospital, which provides information to allow parents to make informed choices regarding infant feeding, and breastfeeding peer support training has been established.

#### Childhood Obesity

- Darlington has calculated the obesity rates of children following Department of Health guidelines. The rate of obesity in reception year 2005 was 10%. The rate in year 6 was 18.54%.
- When overweight children are added there is an obesity rate of 26.22% in reception and 33.05% in year 6.
- A local action plan is being developed to promote physical activity and healthy eating. The action plan will pull together strands of work already being undertaken by a range of departments and organisations in Darlington.

### Immunisation Rates

- Immunisation rates have improved by targeting defaulters. Darlington rates are better than the England average

12 months 2005	24 months 2005	2005	60 months 2005	2005
3 primaries av	1st MMR*	av	2nd Mar av	
Darlington 94%	Darlington 86%	Darlington 86%	Darlington 78%	
Regional 93%	Regional 87%	Regional 87%	Regional 81%	
National England 90%	National England 82%	National England 82%	National England 75%	

[\* MMR - Mumps, Measles and Rubella]

### PE School Sport and Physical activity

- Darlington School Sports Partnership (SSP) began in September 2002, and recently expanded in September 2005 to include all schools in the Borough.
- The overall aim of the SSP is to help school clusters to enable their pupils to spend at least two hours each week on high quality PE and School Sport (PESS). The percentage of pupils who participated in two hours of PESS in 2004/2005 in Darlington was 65%. The national performance for that year was 69%.

### MENTAL AND EMOTIONAL HEALTH AND WELLBEING

- All schools in Darlington have a school counselling service. 372 young people used the service in 2005.
- Learning mentors receive mental health training.

## **Child and Adolescent Mental Health Services (CAMHS)**

- The Darlington specialist CAMHS team provides advice, support and a range of therapeutic interventions for a range of mental health problems. Multi-disciplinary specialist projects provide rapid access to vulnerable groups including Looked After Children, those who have suffered abuse or trauma, and adopted young people. There is a dedicated post that works between the Community Safety Partnership and the specialist CAMHS team. CAMHS and mental health services for young people with Learning Disabilities have recently been brought together into the same clinical directorate.
- Darlington has an integrated multi-agency CAMHS team including fast track service for victims of abuse/trauma.
- There is a defined service to interface between tiers 1 and 2 and specialist CAMHS.
- CAMHS and Children's LD are now developing together in a consistent management structure.

## **SEXUALLY HEALTHY**

### **Teenage Pregnancy**

- Teenage pregnancy reduction rates are ahead of projections; Darlington is the best performing authority in the north east region achieving a 25.3% reduction in conception rates between 1998-2004 exceeding the 10% reduction set by the Department of Health(DH). However, local data has identified "hotspots" for under 18 pregnancies amongst the highest 20% in England.

### **Health Screening**

- Increase by 25% non clinical sexual health services by 2008
- Target for chlamydia screening is 15% of all sexually active young people aged 15-24. This target was exceeded in 2005 - 22% were screened.

## **HEALTHY LIFESTYLES**

### **Infant Mortality up to age 1**

- Darlington's infant mortality rate is 4.3, which is lower than the England National figure of 5.1 per 1000 population.

## **Ante-natal and newborn screening**

- Darlington has developed services to comply with national recommendations around antenatal and newborn screening programmes that have been introduced in 2005-2006.

## **Children, Young People and Maternity Services National Service Framework (NSF)**

- All NHS organisations in Darlington have been working to develop an audit tool to monitor compliance and identify needs associated with achieving the standards set by NSF. This work is in development.

## **Engagement with young people**

- There is an established Young People's Health Group, facilitated by Investing in Children, which reports to the Primary Care Trust Board. The group carries out pieces of work and consults with other children & young people to inform service development.

## **Healthy Schools Status**

- 81% of schools are working towards the new Healthy Schools Status. 56% of schools have achieved Level 3 of the former Healthy Schools Standard.
- 18 schools have travel plans to encourage walking, cycling and public transport with an aim to reduce car congestion outside the school gates.
- A survey in all schools found that 55.6% walk to school and 2% cycle to school (Hands-Up Survey 2006)

## **Accidents/Hospital Admissions**

- Darlington has a high admission rate for children aged 0-4 years. Further work is being undertaken to determine reasons for this.
- Darlington has reduced the number of children killed or seriously injured (KSI) in road traffic accidents from a 1994-98 baseline of 10 per year to levels that are consistently below this figure. Our target of reducing Child KSIs by 50% by the year 2010 has been reached in all of the years of the Government's Road Safety Strategy.

## Inspections

- Recently, of the seven schools inspected by Ofsted under their new Section 5 methodology, 6 were judged to be good and 1 was judged to be outstanding in terms of the extent to which the schools enabled learners to be healthy.

## POSITIVE CHOICES REGARDING THE USE OF DRUGS, ALCOHOL AND TOBACCO

### Substance Misuse

- In 2005-2006 the Young People Substance Misuse Team provided drug and alcohol treatment for 92 young people between the ages of 12 and 18. 31 received advice and information only, 62 received Tier 3 treatment.
- Of the total 92, just under half were treated for alcohol misuse and just over half were treated for drugs including cannabis, amphetamines, crack, cocaine, ecstasy and heroin. 90% of Looked After Children (aged 10-18) were screened (85% in 2004/2005) and 100% of young offenders were screened.
- The Young People's Substance Misuse Team exceeded their Department of Health 2005/2006 target with 69 young people into Tier 3 drug and alcohol treatment and 32 receiving Tier 2 treatment. The Team is fully staffed with a Specialist Nurse, Harm Minimisation Worker, Specialist Youth Worker and Social Worker to increase the numbers of young people in treatment and speed of access and engagement.
- Darlington's Stop Smoking service targets pregnant women and those from the most deprived communities to reduce the number of children mirroring parent's smoking.

## VULNERABLE GROUPS

### Children and Young People with a Disability

- Darlington is a pathfinder Children's Trust for Children's Disability Services. The Early Support method of working with families is being rolled out. A Key worker scheme is being introduced and sharing of information and common assessment (linked to the Common Assessment Framework) is being progressed.

## Looked After Children (LAC)

- Darlington Primary Care Trust employs a Health Co-ordinator for Looked After Children & Young People.
- Modernisation of the system for Statutory LAC Health Assessments is currently underway to ensure Review Assessments are completed by the most appropriate health care professional at a time and place suitable to the child/young person and parent/carer.
- Improved contact and liaison is being developed with private residential children's homes to offer health advice and support including Condom Cards and support to stop smoking.
- Health promotion/education & support to groups of LAC e.g. Care Leavers via the E2E group and LAC group has been developed by the LAC Development Worker.
- There is direct access to CAMHS consultation for foster carers and professionals involved in caring for LAC.
- A dedicated CAMH service for children in need has been established including 2 dedicated LAC workers and a post adoption support worker. This enables rapid access to CAMHS for LAC but also direct access to advice for carers and other professionals.

## Minority Ethnic Children and Young People

- The traveller community receives a targeted and direct health service e.g. immunisation and child health surveillance. This has improved uptake rates.
- Sure Start work with Minority Ethnic Groups including Gypsy, Traveller and Bengali Women's Groups on health promotion initiatives.
- Other direct services include play sessions & homework clubs.



## Young carers

- The majority of Young Carers care for a parent, though they may also care for a sibling or a grandparent. The average age of a young carer is 12; 86% of them are of compulsory school age and over half are between 11 and 15 years old.
- The 2001 Census identified 178 young carers up to the age of 15 in Darlington. This does not include those young carers aged 16 and 17 who will be included in the next age band.
- 60 young carers have been in contact with the YMCA Young Carers Support Project from April 2005 - February 2006 and 45 of these attend the Project regularly.
- In order to maximise the life chances of young carers, it is important that as many as possible are identified and signposted to appropriate sources of practical and emotional support.

### **What Children and Young People told us they need to be healthy:**

- Greater access to subsidised sport and leisure opportunities.
- Improved access to confidential health information, advice and guidance in locations convenient to young people.
- Greater access to help and information on sexual health and relationship guidance, including access to all forms of contraception in locations convenient to young people.
- Improved access to health services within schools.
- More help to give up smoking and information, guidance and advice on alcohol and substance misuse.
- Better schools meals and access to fresh fruit and vegetables.
- Better hygiene within schools and access to fresh drinking water.

Local Priorities and linked Strategies	Actions required	Performance Measure	Timescales for actions	Lead
<b>TOP PRIORITY</b> Mainstream effective health and social support within school clusters and Children's Centres and deliver the Healthy School Status (LAA18) [Local Area Agreement] [Healthy Schools Programme]	Deliver the Healthy School Status.	% of schools achieving the Healthy Schools Status	Ongoing	Primary Care Trust (PCT), Children's Services and Schools
	Implement the Transforming School Meals recommendation.  Re-alignment of Health Visitor services.	Uptake of MMR vaccination at 24 months (LPSA Target 5b)  Update of MMR vaccination given with pre-school booster at 60 months (LPSA Target 5c)	Long	PCT Children's Services and Schools
<b>TOP PRIORITY</b> Promote positive sexual health and reduce teenage pregnancy (LAA21)	Continue to develop and work to the existing Teenage Pregnancy Strategy Action Plan and target high risk groups and hotspot areas.	55% reduction by 2010 in the number of conceptions to females under 18 per 1,000 females aged 15-17 compared to 1998 baseline (BV1967) 1998 64 per 1000 2204 47.8 per 1000	Medium	PCT and Children's Services
	Develop over-arching Sex and Relationship Education (SRE) Policy, with each school having their own policy and guidance including a confidentiality statement.		Short	Children's Services
	Universal introduction of 'Delay' message and young person friendly quality standards into General Practice.		Short	PCT
	Increase non-clinical sexual health services and opportunistic Chlamydia screening.	2004 - 0 baseline 15% sexually active young people <25 screened 30% sexually active young people <25 screened 50% sexually active young people <25 screened Access to GUM services within 48 hrs	Short  Medium  Long	PCT

Local priorities and linked Strategies	Actions required	Performance Measure	Timescales for actions	Lead
Promote physical activity and healthy eating to halt and reduce the increase in childhood obesity. [Obesity Strategy] [Sport and Physical Activity Strategy]	Promote Healthy eating and lifestyles in integrated childcare and education settings.	% of settings gaining satisfactory or better in this sector of Ofsted inspection	Medium	Children's Services/ School Meals Service
	Pilot a healthy eating initiative within the most disadvantaged communities. (LAA19)		Medium	PCT
	Continue to deliver the School Sports Partnership (SSP) programme in schools to increase participation in sport and physical activity.	Percentage of school children (5 -16 year olds) who spend a minimum of two hours each week on high quality PE and school sport within and beyond the curriculum (LPSA Target 5a)	Ongoing with reporting to 2008	SSP Partnership Managers, Children's Services, Leisure Services
	Ensure Community Services' Food Policy is compatible with the individual school food policy.		Short	Community Services (School Meals)
	Develop school travel plans to encourage walking and cycling to school (LAA20).	Percentage of journeys by car, car share, bus, taxi, walk cycle	Medium	Transport Policy Team
	Deliver Longfield Sports College		Short	Youth Service
	Extended Schools Big Lottery Fund project.			
	Deliver a varied programme of sports events and festivals.	Number of School Sports events and festivals within each academic year.	Short	Leisure Services
Host Tees Valley Partnership Youth Games.		Short	Leisure Services	

Our top local priorities	Priority actions required	Performance Measure	Timescales for actions	Lead
<p>Develop the mental and emotional health and wellbeing of children and young people [CAMHS Strategy]</p>	<p>Develop action plan to promote mental health &amp; well-being in young people's settings (whole systems approach).</p>	<p>24 hour cover available to meet urgent mental health needs of children &amp; young people and specialist mental health assessments are undertaken within 24 hours or during next working day.</p>	<p>Short</p>	<p>PCT, Children's Services, Tees, Esk and Wear Valleys NHS Trust (TEWV NHS Trust)</p>
	<p>Develop training packages for staff, focusing on key competencies: i.e. developing risk &amp; resilience.</p>	<p>All 16-17 year olds who need CAMHS have access to services appropriate to their age &amp; maturity.</p>	<p>Short</p>	
	<p>Audit of policies supporting mental well-being e.g. bullying, stress management.</p>			
	<p>Ensure access to a comprehensive CAMHS service</p>		<p>Short</p>	<p>TEWV NHS Trust and CAMHS Commissioning Group</p>
<p>Promote Breastfeeding [Darlington Breastfeeding Action Plan]</p>	<p>Provide appropriate information/education and support services that are accessible in terms of time and venue.</p>	<p>Percentage of women who initiate breastfeeding within 48 hrs following birth (LPSA Target 10a)</p>	<p>Short</p>	<p>PCT Children's Centres</p>
	<p>Develop a Darlington Action Plan. Take forward the recommendations of the 'Darlington: A Breastfeeding Friendly Town' report</p>	<p>Percentage of women breastfeeding at a child's 6-8 week check (LPSA Target 10b)</p>	<p>Short</p>	<p>PCT</p>
		<p>Percentage of women breastfeeding at 26 weeks (LPSA Target 10c)</p>	<p>Short</p>	<p>PCT</p>

Local priorities/strategies	Priority actions required	Performance Measure	Timescales for actions	Lead
<p>Reducing the number of young people who smoke [Misuse of Drugs and Alcohol - PCT Local Delivery Plan]</p>	<p>Raise awareness, improve education and reduce prevalence of smoking in children/young people.</p> <p>Pilot programme for 06-07 to establish baseline smoking prevalence.</p> <p>All schools to have a drug and alcohol policy.</p>	<p>Number of under 18s accessing smoking cessation support and number successful at the 4-week point (male and female from deprived wards) (LPSA Target 9b)</p>	<p>Long</p>	<p>PCT Children's Services (HSS)</p>
	<p>Reduce the number of women smoking during pregnancy and at delivery by targeting smoking cessation services to pregnant women and those from the most deprived communities.</p> <p>Improve education and information for professionals &amp; parent/carers and children and young people</p>	<p>Percentage of women known to be smoking during pregnancy following intervention from Stop Smoking services (LPSA Target 9a)</p>	<p>Short</p>	<p>PCT</p>
<p>Reduction in the misuse of drugs and alcohol [Misuse of Drugs and Alcohol - PCT Local Delivery Plan]</p>	<p>Provide &amp; promote relevant information to raise awareness by delivery of events &amp; information packs.</p>	<p>Number of problem drug and alcohol users aged 8-18 in Tier 2 and Tier 3 treatment programmes.</p>	<p>Ongoing</p>	<p>Drug and Alcohol Action Team (DAAT)</p>
	<p>Develop targeted services within school clusters.</p>		<p>Medium</p>	<p>DAAT</p>
	<p>Develop care pathways across all levels of service.</p>		<p>Medium</p>	<p>DAAT</p>
	<p>Children of drug misusing parents catered for in referral pathway and case management approach aligned to children's services.</p>		<p>Ongoing</p>	<p>DAAT</p>
	<p>Develop Tier 4 drug and alcohol treatment services.</p> <p>Implement findings from local needs.</p>		<p>Medium</p>	<p>DAAT</p>

Our top local priorities	Priority actions required	Performance Measure	Timescales for actions	Lead
<p>Further develop integrated approaches to the delivery of services for disabled children and their families  <b>[Pilot Children's Trust Operational Plan]</b></p>	<p>Extend the Early Support Programmes approach to all children/young people (0 - 19 years).</p>	<p>Percentage of children with complex needs with a nominated key worker.</p>	<p>Short</p>	<p>Children's Services (Children's Centres) (Childcare providers)</p>
	<p>Develop integrated disability teams across all services including established Protocol in place for the responsible sharing of information amongst agencies involved with disabled children.</p>		<p>Short</p>	
	<p>Promote inclusion for children with a disability in all local leisure and out of school activities</p>	<p>Percentage of youngsters with a disability/additional needs routinely accessing out of school activities</p>	<p>Short</p>	<p>Children's Services</p>
<p>Ensure the health of Looked After Children (LAC)  <b>[Strategy for promoting the health of looked after children]</b></p>	<p>Continue to develop and maintain approach to health component of care including sexual health training for foster carers and social care workers.</p> <p>Deliver "Delay" training.</p>	<p>Percentage of children receiving annual health assessments and dental check-up (PAF C19)</p>	<p>Short</p>	<p>Children's Services &amp; PCT</p>

Our top local priorities	Priority actions required	Performance Measure	Timescales for actions	Lead
Enhance ante-natal and newborn screening services [PCT Local Development Plan]	Improve performance-monitoring arrangements with colleagues across region.	Numbers of women who choose to be screened for Syphilis, HIV, Hep B and immunity Rubella. (Performance reported to PCT Director of Public Health)  The number of newborn babies offered the following tests:- Hearing, Phenyketon Urea, Hypothyroidism, Sickle Cell, Cystic Fibrosis (from Sep 06)	Short	PCT
		Number of women receiving Maternal Serum Screening at 16 weeks for Spina bifida and Downs syndrome.	Short	PCT
	Be aware of new screening programmes that may have resource implications. e.g. Cystic Fibrosis	Able to introduce new programmes as part of service development.	Short	PCT
Implement Children and Maternity Services National Service Framework	Develop and agree an audit tool to be used across a range of agencies for each of the 11 NSF standards	Audit tool developed, agreed and in use across a range of agencies.	Short	Strategic Health Authority PCT Children's services
Improve dental health of children and young people	Maintain and develop dental health promotion. Encourage young children to take up dental services, (in cognisance of changes in dental contracts)	Average DMFT (decayed (untreated decay), missing (extracted because of decay) and filled teeth) in 5 year olds and the average DMFT for those children who have decay	Short	PCT
Support the needs of young people with caring responsibilities	Deliver the actions identified in the Young Carers' Action Plan. These include better identification of young carers and subsequent referral on to appropriate sources of practical and emotional support.	Increase in the number of young carers identified and supported through YMCA Young Carers' Project and by other routes.	Short	Young Carers' Strategic Group







# Staying Safe

**OBJECTIVE:**

Staying Safe - Being protected from harm and neglect

**What do we mean by Staying Safe?**

- Safe from maltreatment, neglect, violence and sexual exploitation
- Safe from accidental injury and death
- Safe from bullying and discrimination
- Safe from crime and anti-social behaviour in and out of school
- Have security, stability and are cared for appropriately

**Analysis of Need****SAFE FROM MALTREATMENT, NEGLECT, VIOLENCE AND SEXUAL EXPLOITATION**

- At 14% Darlington has a lower than average number of children re-registered on the Child Protection Register.
- Reviews of Child Protection cases continue in the highest band performance of 100% of reviews completed within time scales.

**SAFE FROM ACCIDENTAL INJURY AND DEATH**

- In 2004-05 - 5 children were killed or seriously injured on our roads.
- Darlington has reduced the number of children killed or seriously injured (KSI) in road traffic accidents from a 1994-98 baseline of 10 per year to levels that are consistently below this figure.
- The target of reducing Child KSIs by 50% by the year 2010 has been reached in all of the years of the Governments' Road Safety Strategy. The Road Safety Unit works with children and young people across the Borough to reduce accidents (and were recently short listed for Beacon status for their road safety work). The accidents within Darlington do not identify specific issues or trends and thus a general risk awareness approach is taken with all children.
- 0-4 emergency admission rates to hospital show that Darlington has a high admission rate. It is not the most deprived areas that have the highest rates. Further work is being undertaken to determine reasons for this.

**SAFE FROM BULLYING OR DISCRIMINATION**

- In 2005, schools reported 71 incidents of race related discrimination to the local authority.
- In 2005 there were 1654 incidents which resulted in either permanent or fixed-term exclusions. Of these incidents 141 related to physical bullying or intimidation of pupils, of which 12 were racially motivated, 1 sexual bullying and 7 intimidation.

**SAFE FROM CRIME AND ANTI-SOCIAL BEHAVIOUR IN AND OUT OF SCHOOL**

- During 2003/04 the Police received 3,325 incidents of anti-social behaviour involving young people.
- In Darlington only 48.3% of residents feel 'fairly safe' or 'very safe' whilst outside after dark.
- Safe and accessible places for young people are available through the provision of Branksome Youth Club, Houghton Youth Club, Skerne Park Youth Club, Firthmoor Youth Club, and Red Hall Youth Club. 96 sessions (2<sup>1</sup>/<sub>2</sub> hrs) are provided across the five youth centres with 2,237 hours of personal and social development for young people aged 13-19.

**HAVE SECURITY, STABILITY AND ARE CARED FOR APPROPRIATELY**

- Darlington has a high stability of placements for looked after children. Currently only 11 out of 148 looked after children had 3 or more placements during the year.
- 89% of looked after children are placed with foster carers or placed for adoption

### **What Children and Young People told us they wanted to stay safe:**

- Improve street lighting and lighting in parks and open spaces
- Increase the number of cycle paths and improve traffic management to make roads safer
- Increase the numbers and locations of CCTV cameras
- Police service should be more 'child friendly' in its approach to policing
- Co-ordinated responses are required to minimise alcohol use and to discourage large groups of young people gathering on street corners, which can feel intimidating
- Strengthen anti-bullying measures

Local Priorities & Linked Strategies	Actions required	Performance Measures	Timescales for actions	Lead
<b>TOP PRIORITY</b> Improve stability of Looked After Children in foster care and increase the number of Adoption Orders <b>[Children's Services - Social Care Service Plan]</b>	New permanence planning process to address long term stability of Looked After Children (LAC)	The percentage of children looked after for 4 years or more and who were in a foster care placement for 2 years or more. Stability of looked after children (LPSA Target 11a)	Short	Children's Services
		The percentage of children who communicated their views to a statutory Looked After Review	Short	Children's Services
		The number of children during the year children were granted an adoption or special guardianship order (LPSA Target 11b)	Short	Children's Services
Enhance our response for children and young people affected by domestic violence <b>[Local Area Agreement]</b> <b>[Domestic Violence Strategy]</b>	Enhance the virtual domestic abuse service through the establishment of a dedicated social worker post within the Children & Families Duty Team	Overall provision and effectiveness of local authority services that help victims of domestic violence and prevent further domestic violence (BV225)	Short	Children's Services
	Increase number of cases where power of arrest is used			Durham Constabulary
Enhance our approach to accident prevention <b>[Local Travel Plan]</b> <b>[Injury Prevention Strategy]</b>	Ensure linkage between Accident Prevention Group and Safeguarding Board	Road Safety: Number of children killed/seriously injured (BV99bi)	Short	Darlington Safeguarding Children Board
	Develop Safe Routes to School and School Travel Plans (LAA20)	Number of schools with a School Travel Plan	Short	Children's Services
Establish a locality multi-agency team to work with children and young people <b>[Local Area Agreement]</b>	Improved sharing of information to facilitate early identification and intervention of children and young people in need of support especially 'hard to reach' groups	Reduction in the number of exclusions from school, improved school attendance.	Ongoing	Children's Services

Our top local priorities	Priority actions required	Performance Measure	Timescales for actions	Lead
Establish a locality multi-agency team to work with children and young people <b>[Local Area Agreement]</b>	Involvement of community groups so that they understand the community and locality need.	Improve educational attainment at KS1 and KS2	Medium	Children's Services
		Improve educational attainment at KS3 (LPSA Target 1)	Medium	Children's Services
		Improve educational attainment at KS4	Medium	Children's Services
To reduce crime, the harm caused by illegal drugs, and to reassure the public, reducing fear of crime and anti-social behaviour <b>[Local Area Agreement]</b>	Development of an intelligence-led approach to crime and anti-social behaviour through the procurement of ICT systems and the targeted deployment of PCSOs, Street Scene staff and wardens (LAA4)	Number of incidents of Anti-Social Behaviour (ASB) involving young people reports to police	Short	LAA Steering Group
	Enhancing our response to crime and anti-social behaviour through the deployment of effective multi-agency teams (Police Community Support Officers, Street Scene staff and Wardens LAA5)	Number of first time entrants into the Youth Justice System (LPSA Target 7)	Short	LAA Steering Group





*Enjoy  
and  
Achieve*

**OBJECTIVE:**

Enjoying and Achieving

**What do we mean by Enjoying and Achieving?**

Ready for School (Quality in Childcare provision Birth to Three support)  
 Attend and enjoy school  
 Achieve stretching national educational standards at primary school  
 Achieve personal and social development and enjoy recreation  
 Achieve stretching national educational standards at secondary school  
 Attend and enjoy post 16 education opportunities(see Economic Well being)

**Analysis of Need****READY FOR SCHOOL**

- Child care provision of an acceptable quality is accessible for all under 3's for those whose parents and carers who want want it.
- 94.6% of settings provide Foundation Stage education rated as satisfactory or better by Ofsted.
- 100% of settings inspected in the private, voluntary and independent sector achieved satisfactory or better outcomes in the category 'Enjoying and Achieving' (Apr 2005-Mar 2006).
- 100% of three year olds have access to good quality early years education. 1,072 three and four year old children accessed the Nursery Education Grant funding (Jan 2006).

**ATTEND AND ENJOY**

- School attendance in Darlington is significantly below the national average, ranked 139/150.
- Exclusion rates, both fixed term and permanent are rising with permanent exclusion rates at 14.39% higher than the national average of 10.39%.

**ACHIEVE STRETCHING NATIONAL EDUCATION STANDARDS AT SECONDARY SCHOOL (2005 Performance)**

- Improvements in Key Stage 3 attainment has been made at Level 5+ across English and ICT, but performance at Level 6+ fell.
- Three out of seven secondary schools have improved on their Key Stage 3 performances in mathematics, and five have improved in their performance in science.
- In Darlington the overall rate of improvement at Key Stage 3 Level 5+ does not match the national rate of improvement.
- At Key Stage 4 there has been a significant improvement in the percentage of pupils gaining 5 or more grades A\*-C, Darlington at 56.8% is now above the national average.



- There has been an improvement in the percentage of pupils gaining 5 A\*-C including English and Mathematics and at 43.7%, is now in line with the national average
- Performance in Mathematics at Key Stage 3 remains the same as it was for the previous year.

### **ACHIEVE STRETCHING NATIONAL EDUCATION STANDARDS AT PRIMARY SCHOOL (2005 Performance)**

- At Key Stage 1, Darlington is the fifth most improved local authority nationally for writing, ninth for mathematics, and thirteenth for reading.
- At Key Stage 1 and Key Stage 2 there has been a reduction in the gap between the attainment of boys and girls.
- At Key Stage 2 improvements in attainment of Level 4+ have been achieved in English and Mathematics
- Key Stage 2 Level 5 performance has fallen particularly in English.
- Contextual value added data shows that progress between Key Stage 1 to Key Stage 2 is very positive, but with some concern over middle ability girls and some minority ethnic groups.

### **ACHIEVE PERSONAL AND SOCIAL DEVELOPMENT**

- Within leisure services, Darlington's Dolphin Centre is undergoing a substantial refurbishment, which will ensure full Disability Discrimination Act (DDA) compliance. Darlington Association on Disability (DAD) has been involved extensively in the planning and development of a large family soft play area and a sensory area.

- A Chill Out Café based in the Dolphin Centre, is delivered in partnership with the Youth Service. 50-60 young people attend the project each week, to 'chill out' and take part in sport and physical activity opportunities.
- A Big Lottery Funded PE and Sport project has allowed 9 schools and 1 outdoor education centre to benefit from additional and new PE and Sport facilities, all of which are Disability Discrimination Act compliant, and available for community use.

### **ATTEND AND ENJOY POST 16 EDUCATION OPPORTUNITIES**

- See Economic Well-being

### **VULNERABLE GROUPS**

- Children Looked After at Key Stage 4 showed a decrease in performance between 2004 and 2005 for those achieving 5 GCSEs grades A-G at 54% (National Average 51%).
- Some ethnic minority groups including travellers are still achieving well below their peers

	KS1 Reading L2b+	KS2 English L4+	KS3 English L5+	KS4 5 A*-C
Travellers	57.1	60	50	9.1
Cohort	14	25	6	11
Non-Travellers	76.1	79.3	72.4	56.8
Bangladeshi	50	60	75	0
Cohort	10	18	8	5
White British	76.4	79.4	72.5	38

**What Children and Young People told us they wanted to enjoy and achieve:**

- Availability of fresh drinking water at all times in all schools
- Greater choice of subject options
- Increase the number and type of after school clubs, including homework clubs, and more options  
for activities during break times
- Healthier schools
- More support during transition from Primary to Secondary school
- More youth clubs and greater access to a wider menu of sports, leisure and arts activities at affordable prices

Our top local priorities	Priority actions required	Performance Measure	Timescales for actions	Lead
<p><b>TOP PRIORITY</b>            Improve school attendance  <b>[Behaviour and Attendance Strategy]</b></p>	<p>Raise parental and community awareness around non-attendance at school and its wider implications by:-</p> <ul style="list-style-type: none"> <li>• undertaking truancy sweeps throughout Darlington,</li> <li>• developing a Borough-wide Authorised Absence Pass system,</li> <li>• introducing incentive versus punishment systems.</li> <li>• challenge schools on their curriculum delivery to encourage engagement and support the development of a wider choice of vocational subjects</li> </ul>	<p>Level of development reached at the end of foundation stage, including narrowing the gap in the 20% most disadvantage areas</p> <p>Percentage of disabled youngsters undertaking out-of-school sport/leisure activities</p> <p>Half days missed through absence at both primary and secondary level (LPSA Target 2)</p> <p>Percentage of LAC absent from school</p>	<p>Ongoing</p>	<p>Children's Services (Children's Centres)</p>
<p>Reduce the numbers of young people excluded from school  <b>[Behaviour and Attendance Strategy]</b></p>	<p>Early identification and intervention strategies for vulnerable children and young people with emotional, social and behavioural difficulties supported by associated workforce training</p> <p>Develop the model of personalised learning to engage young people</p>	<p>Reduce the number days lost to fixed term and permanent exclusion (LPSA Target 4)</p> <p>Reduce the number of pupils leaving full-time education without achieving any qualifications (LPSA Target 2)</p>	<p>Medium</p> <p>Medium</p>	<p>Children's Services</p> <p>Children's Services</p>

Our top local priorities	Actions required	Performance Measure	Timescales for actions	Lead
<p><b>TOP PRIORITY</b>            Enhance the progress made by young people during their primary and secondary education and improve levels of achievement at all Key Stages.  <b>[Children's Services Service Plan]</b>  <b>[Strategy for the Improvement in Educational attainment of Looked After Children]</b>  <b>[14-19 Implementation Plan]</b>  <b>[Local Area Agreement]</b>  <b>[Adult and Family Learning Three Year Development Plan]</b></p>	<p>Opportunities developed for joint parent/practitioner training in the Early Years Foundation Stage (0-5)</p>	<p>Level of development reached at the end of Foundation Stage, including narrowing the gap in the 20% most disadvantaged areas</p>	<p>Short</p>	<p>Children's Services</p>
	<p>Develop teaching and learning by sharing good practice between schools, including the use of Advanced Skills Teachers.</p>	<p>Improving educational attainment at Key Stages 1,2,3 and 4  (LPSA Target 1,3,4)</p>	<p>Short</p>	<p>Children's Services</p>
	<p>Develop Intensive Family based learning opportunities (LAA3)</p>		<p>Short</p>	<p>Children's Services</p>
	<p>Develop library access points within all Children's Centres with Story Sack and age related books.</p>			
	<p>Deploy Family Learning Staff to Children's Centres to enhance accessibility to the service.</p>			
	<p>Improvements to individual pupil tracking to facilitate value added between phases and to narrow attainment gap of vulnerable groups e.g. boys, LAC and ME.</p>	<p>Reducing school absence (LPSA Target 3)            Reducing the number of fixed term and permanent exclusions LPSA (Target 4)</p>	<p>Medium</p>	<p>Children's Services</p>
	<p>Ensure that all pupils are offered personalised learning so that they can achieve their potential</p>	<p>Educational qualifications of LAC</p>	<p>Medium</p>	<p>Children's Services</p>
	<p>Develop school clusters, for schools to work more closely on linked programmes e.g. PE, School Sports and Arts, Peer Mentoring.</p>		<p>Ongoing</p>	<p>Children's Services</p>

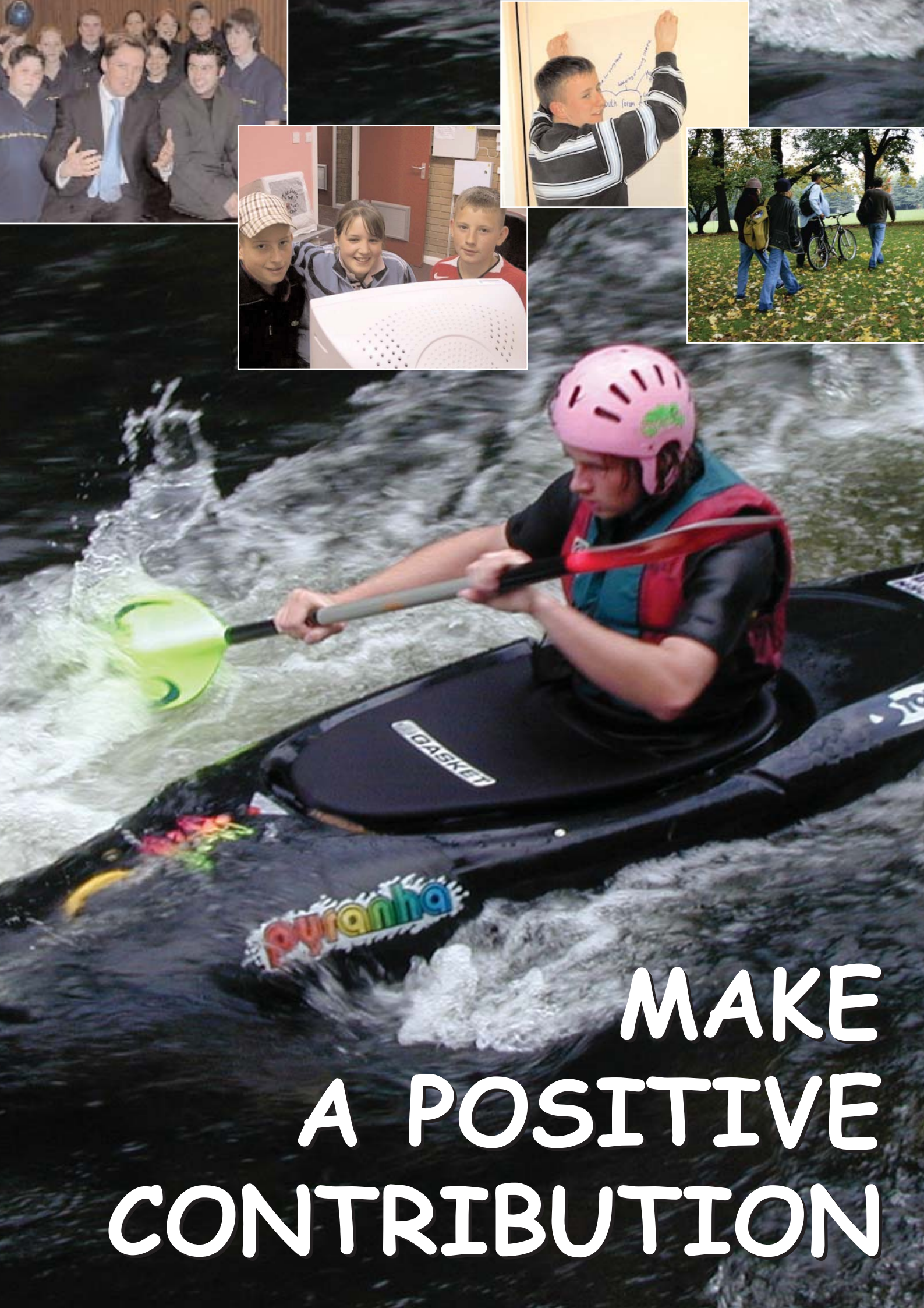
Our top local priorities	Actions required	Performance Measure	Timescales for actions	Lead
	Sharing of curriculum and resources and sharing of information on those children considered vulnerable at point of transition.		Ongoing	Children's Services
	Continue transitions mentoring to post 16 and work based learning settings.		Ongoing	14-19 Trust and Aim Higher
	Enhance data transfer at transitions to Post-16.		Ongoing	14-19 Trust
	Continue to develop the 14-19 Trust to take forward the 14-19 curriculum offer so that there is a more comprehensive choice of vocational learning in keeping with the 14 - 19 Implementation Plan.	Reducing the number of pupils leaving school without any GCSE or equivalent qualifications (LPSA Target 2)	Long	Children's Services
Ensure that Gifted and Talented children and young people reach their potential at all Key Stages, including looked after children. [Access and Development Service Plan]	Develop a gifted and talented Action Plan in order to share good practice and programmes across Darlington in all educational venues	<p>Increase the number of pupils gaining Level 3 at Key Stage 1 in Reading, Writing &amp; Mathematics.</p> <p>Increase the number of pupils gaining Level 5 at Key Stage 2 in English, Mathematics and Science</p> <p>Increase the number of pupils gaining 3 or more GCSEs grade A*-A</p> <p>Increase the number of pupils gaining Level 7+ in English, Mathematics, Science and ICT at Key Stage 3</p>		

Our top local priorities	Priority actions required	Performance Measure	Timescales for actions	Lead
<p>Implement an effective borough wide programme of Extended School services and School Cluster initiatives [Extended Schools Strategy]</p>	<p>Complete audit of extended service activity within schools.</p> <p>Schools to jointly develop cluster plans.</p> <p>Ensure sufficient childcare places; pre school, after school, breakfast &amp; holiday provision.</p>	<p>% of schools delivering the 'core offer' for Extended Schools.</p>	<p>Medium</p> <p>Short</p> <p>Medium</p>	<p>Children's Services</p> <p>School Clusters</p> <p>Children's Services</p>
<p>Establish multi-disciplinary locality teams based on a school cluster model to offer more responsive targeted and early identification and intervention services (LAA1) [Local Area Agreement]</p>	<p>Improved sharing of information to facilitate early identification and intervention of children and young people in need of support especially 'hard to reach' groups</p> <p>Involvement of community groups so that they understand the community and locality need.</p>	<p>Reduction in the number of exclusions from school, improved school attendance.</p> <p>Reduction in number of children out of mainstream school.</p> <p>Level of development reached at the end of Foundation Stage, including narrowing the gap in the 20% most disadvantaged area</p> <p>Reducing school absence (LPSA Target 3)</p> <p>Improve educational attainment at all Key Stages (LPSA Target 1 and 3)</p>	<p>Medium</p>	<p>Children's Services</p>

Our top local priorities	Priority actions required	Performance Measure	Timescales for actions	Lead
<p>Support and encourage all schools to work towards attaining Healthy Schools Status, and develop a mechanism for evaluation and feedback  <b>[Healthy Schools Programme Plan]</b></p>	<p>Continue work on promoting the Healthy Schools Status and develop a mentoring scheme for those schools who have obtained the Gold Standard to support those working towards the Status, with particular reference to vulnerable groups of young people; and to monitor and evaluate the success of applications</p>	<p>% of schools achieving the Healthy Schools Status</p>	<p>Ongoing</p>	<p>Children's Services  PCT  Community Services</p>
<p>Provide high quality sports, leisure and recreational activities  <b>[Sport &amp; Physical Activity Strategy]</b>  <b>[Play Strategy]</b>  <b>[Darlington Cultural Strategy]</b>  <b>[Play Area Strategy]</b>  <b>[Open Spaces Strategy]</b>  <b>[Youth Strategy]</b>  <b>[Local Area Agreement]</b></p>	<p>Launching the 'Live Darlington' card which puts buying power into the hands of young people, providing discounts on a range of things to do and places to go</p> <p>Development of a Sports and Leisure annual 'offer' (LAA 10)</p> <p>Develop a Play Strategy and secure funding for Play workers (LAA9)</p> <p>To work in partnership with the Education Village to deliver the 'Chicken Shed' youth theatre development programme</p> <p>Building on the successful Westside Initiative, provide a range of safe and enjoyable places in which young people can meet and socialise (LAA7).</p>	<p>Number of children participating in activities at Eastbourne sports complex</p> <p>Number of juniors participating in swimming at the Dolphin Centre</p> <p>Percentage of residents very or fairly satisfied with Children's Play Areas.</p>	<p>Medium</p> <p>Ongoing</p>	<p>Youth Service, supported by Leisure &amp; Arts Services</p> <p>Leisure Services</p>

Our top local priorities	Priority actions required	Performance Measure	Timescales for actions	Lead
<p>Develop a Sports and Leisure 'annual local offer' which takes into account current provision by all sectors and communicates clearly the national standards to young people and the range of activities available locally (LAA10)</p>	<p>Deliver the Young People's Arts Action Plan.</p>		Ongoing	Darlington Arts and Leisure Services
	<p>Deliver a visual arts project at Hummersknott and Carmel Schools</p>		Long	
	<p>Work in partnership with Kaos Theatre Company, a drama project aimed at young people</p>		Long	
	<p>Develop the Arts Centre as a Centre of Excellence for young people</p>		Long	
	<p>Work with the Railway Museum to deliver arts/heritage participatory activities in the community</p>		Medium	
	<p>Deliver a community arts project in North Lodge Park</p>		Medium	
	<p>Deliver the Longfield Sports College Extended Schools Big Lottery Fund project.</p>		Medium	Darlington Arts and Leisure Services
	<p>Develop active travel as a leisure activity and as a means of improving access to other leisure activities and establish a Youth Cycle Forum (LAA11)</p>		Medium	Leisure Services





MAKE  
A POSITIVE  
CONTRIBUTION

**OBJECTIVE:**

Making a positive contribution - being involved with the community & society, not engaging in anti social behaviour

**What do we mean by Making a Positive Contribution?**

- Engage in decision making and support the community and environment
- Engage in law abiding and positive behaviour in and out of school and post 16
- Develop positive relationships and choose not to bully or discriminate (see Stay
- Develop self-confidence and successfully deal with significant life changes and challenges

**Analysis of Need**
**ENGAGEMENT IN DECISION-MAKING AND SUPPORT THE COMMUNITY AND ENVIRONMENT**

- An Ofsted inspection of the Youth Service identified the need to effectively involve more young people in the overall development, management and evaluation of the service; and to further develop the curriculum.
- Youth Service Standards in relation to opening hours of provision, access to on-line information, satisfaction with Youth Service sessions and spending per head are not being met.
- A significant amount of consultation with young people has had minimal impact on addressing the key issues for young people in Darlington
- A greater emphasis is required to create mechanisms for young people's involvement and participation in decision-making.
  - Through strengthened links with schools, colleges, Beaumont Hill and McMullen House, 2580 young people voted in the 2006 UK Youth Parliament Elections (27.3% of young people aged 13-19) an increase from 19 voting in 2005.
  - Darlington Local Neighbourhood Renewal Strategy has involved 110 young people in the 11 most disadvantaged wards in consultation events, which identified the positive and negative views held by young people about their community.

- 150 young people have been involved in play work through the Pilot Children's Trust and redesigning their refurbished Community Centre.

**ENGAGE IN LAW ABIDING AND POSITIVE BEHAVIOUR IN AND OUT OF SCHOOL AND POST 16**

- All secondary and primary schools in Darlington have active school councils.
- Darlington has good performance in achieved recorded and accredited outcomes from youth work.
- The Youth Service has met the national benchmark for "reach and participation". Contact with young people has been maintained at 25% (13-19) and participation at 13%. New budget resources have been utilised to increase the number of front-line staff with stretch targets on reach and participation set at 33% and 16% respectively for 2006-2007.

**DEVELOP POSITIVE RELATIONSHIPS AND CHOOSE NOT TO BULLY OR DISCRIMINATE**

- See Staying Safe.

## **DEVELOP SELF-CONFIDENCE AND SUCCESSFULLY DEAL WITH SIGNIFICANT LIFE CHANGES AND CHALLENGES**

- A wide range of learning opportunities & accredited courses are delivered at Longfield, Haughton, Hurworth, Carmel, Branksome and Hummersknott schools and Darlington College. The Introduction to Youth Work course (accredited course for young people) and Duke of Edinburgh Award Scheme has lead to 1042 recorded outcomes and 373 accredited outcomes.
- All the schools inspected by Ofsted in 2005 were rated as good or outstanding in enabling pupils to make a positive contribution to the community.

## **VULNERABLE GROUPS**

- The number of looked after children receiving a caution; final warning or conviction is down to 2.7% against a national average of 3.0% in 2005-06, which represents top performance.
- The participation of looked after children in their reviews has increased to 92% against a national average of 83%

### **What children and young people told us they needed to make a positive contribution**

- Greater involvement and participation in school decision making processes
- Better engagement and consultation with young people and involvement in decision making
- Strengthen anti-bullying measures

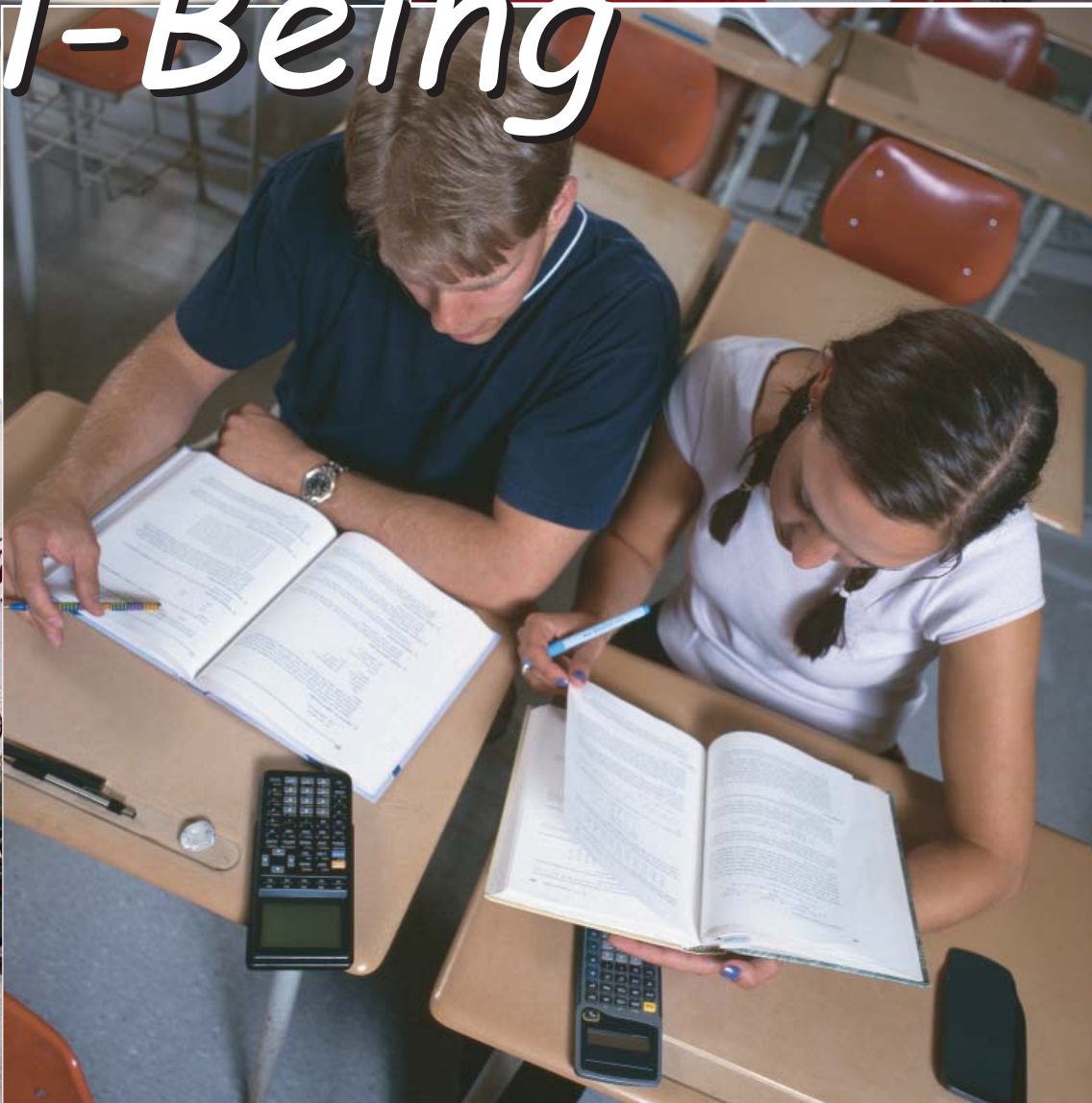
Our top local priorities	Priority actions required	Performance Measure	Timescales for actions	Lead
<p><b>TOP PRIORITY</b> Empower children and young people to have a greater voice and influence over local decision making and the delivery of services [Young People's Participation and Involvement Strategy]</p>	<p>Develop a framework for the engagement and involvement of young people in key decision making bodies within the borough. (LAA8)</p>	<p>Number of young people involved in Voice and Action Group.  Number of young people supported in Youth Participation Network.</p>	<p>Short</p>	<p>Youth Service</p>
<p><b>TOP PRIORITY</b> Provide high quality information, advice and guidance that support young people in making life choices [Connexions LDP] [Tees Valley LSC Strategic Plan]</p>	<p>Develop a Darlington model for Information, Advice and Guidance, which embraces all areas of concern for children and young people, and have clear protocols for referrals and signposting.</p>	<p>Information, advice and guidance quality standards.</p>	<p>Medium</p>	<p>Connexions Service</p>
<p>Encourage more young people to volunteer and become more involved in their communities and increase opportunities for young people engaging in law abiding and positive behaviour [Local Area Agreement] [Youth Service Plan]</p>	<p>Enhance community and voluntary sector capacity and develop a framework for identifying and developing volunteering 'vacancies' and 'recruitment mechanisms' to match volunteers to these opportunities.  Target the use of volunteers in areas that are particularly disadvantaged (LAA12 &amp; 13)  Build upon the success of the existing Step into Sport scheme (a scheme that supports volunteering in community sport and physical activity settings) to encompass other community based settings (i.e. parks and open spaces, schools, arts etc).</p>	<p>Percentage of residents involved in volunteering at least once a month during a 12 month period.  Personal Benefit - how was volunteering helped the volunteer.</p>	<p>Medium  Medium  Long  Medium  Medium</p>	<p>Darlington Council for Voluntary Service (DCVS)  Darlington Council for Voluntary Service  Leisure Services</p>

Our top local priorities	Priority actions required	Performance Measure	Timescales for actions	Lead
	Pilot the safer school partnership linking to the extended school initiative	<p>Number of incidents of Anti-social Behaviour involving young people reported to the police</p> <p>Number of first time entrants into the Youth Justice system</p>	Medium	Police
	Increase access to youth service provision which supports cluster development and intelligence led problem solving through the deployment of youth outreach workers (LAA6)	<p>Youth Service Standard 4-increase the percentage of the youth population within a safe 30 minute journey time to youth work provision</p> <p>Number of personal/socialising development hours offered to young people aged 13-19 years.</p> <p>The level of participation of the 13-19 population in youth work.</p> <p>The level of reach into resident 13-19 population</p> <p>Percentage of youth provision, per 1000 of the youth population, that is accessible for a minimum of 4 hours per week</p>	Medium	Youth Service
Develop positive relationships and choose not to bully or discriminate <b>[Bullying Strategy]</b>	Develop an integrated Borough wide bullying and discrimination strategy linking into healthy schools and PSHE curriculum	<p>% of pupils excluded for bullying in the last 12 months</p> <p>Number of reported racial incidents in schools</p>	Short	Children's Services





# *Achieve Economic Well-Being*



**OBJECTIVE:**

Achieving Economic Well-being - not being prevented by economic disadvantage from achieving their full potential

**What do we mean by Economic Well-being?**

- Engage in further education, employment or training on leaving school
- Ready for employment
- Live in decent homes and sustainable communities
- Access to transport and material goods
- Living in households free from low income

**Analysis of Need****ENGAGE IN FURTHER EDUCATION, EMPLOYMENT OR TRAINING ON LEAVING SCHOOL**

- Darlington, at 6.2%(2005) performs above the England and Northeast average for the percentage of 16-18 year-olds Not in Education, Employment or Training. In Darlington we have the highest number of Year 11 completers in full time education in the Tees Valley, above the Northeast average but slightly below the England average.
- Further education provision within our three post-16 settings is of a high quality with all receiving highly complimentary OFSTED inspections.
- Average points score per student puts Darlington in the top ten of authorities nationally for A Level, GCE & VCE (Darlington 310.1; England 277.6)
- Progression rates at 16 into continued learning are on the increase but numbers remaining in learning at 17 drops significantly
- The Enterprise Adviser Service has liaised with all our secondary schools to help in the development Enterprise Action Plans at Key Stage 4 and processes for measuring progress in pupils' confidence and Enterprise capabilities.

- Over 840 Year 10 students, two thirds of the cohort, access vocational learning through in school provision and through the increased flexibility programme, junior apprenticeships and customised vocational learning for schools.
- All students access a period of work experience towards the end of Year 10 or beginning of Year 11. Placements are organised by Durham Business and Enterprise Unit on behalf of Learn2Work, the Tees Valley Education and Business Links Organisation

**READY FOR EMPLOYMENT**

- The percentage of young people who achieve Level 2 qualifications at the age 16 is above the regional average, however, there remains a significant variation in attainment levels across different communities.
- The number of young people aged 18 to 19 progressing into higher education in Darlington is 25% which is below the national average of 29% and significantly below the Government target of 50%.
- Levels of enterprise in Darlington are low compared to the national average, and are following a downward trend.



## **LIVE IN DECENT HOMES AND SUSTAINABLE COMMUNITIES**

- As of April 2006 all local authority housing complies with the Decency Standard.

## **ACCESS TO TRANSPORT AND MATERIAL GOODS**

- Darlington is experiencing strong economic growth and a falling overall rate of unemployment

## **LIVING IN HOUSEHOLDS FREE FROM LOW INCOME**

- The unemployment rate in some of our more deprived communities is two and half times the national rate and over seven times higher than more prosperous areas of the town.

- There are marked differences in the unemployment rate for 18-24 year olds between those living in more prosperous areas and those in deprived communities for example Mowden 0% to 44% in Lingfield.
- The number of children living in low income households in some areas of the Borough far exceeds the national average of 23.8% and is over four times higher than more prosperous areas of the town for example Central Ward - 59%; Hummersknott 8.4%.

### **What Children and Young People told us they wanted to achieve economic well-being:**

- More information and publicity for homeless services, both statutory and voluntary
- Improvement to the cleanliness & safety of the street scene environment, including parks and open spaces

- More help with career ideas/choices/becoming confident about leaving school
- More job opportunities
- Cheaper, more accessible transport, particularly from more remote rural areas

Our top local priorities	Priority actions required	Performance Measure	Timescales for actions	Lead
<p><b>TOP PRIORITY</b> Enhance education and training opportunities for young people aged 14 to 19 [14-19 Implementation Plan]</p>	<p>Extend the Skills+ pilot programme to all schools.</p>	<p>Percentage of pupils leaving school without any GCSE or equivalent qualifications (LPSA Target 2)</p>	<p>Short</p>	<p>14-19 Trust</p>
<p>Enable homeless people to gain better access to good quality accommodation and increase the accessibility of information on homelessness [Housing Strategy]</p>	<p>Improve council website and provide information in an increased number of formats. Work with community and voluntary organisations to improve awareness</p> <p>Review the newly developed homeless accommodation based service (St. George's Hall) to establish the extent to which the needs of young homeless people are being met</p> <p>Identify unmet needs in current supported housing provision for young people leaving care. Explore the potential for developing a supported lodging service to address unmet need.</p>	<p>Length of stay in bed &amp; breakfast accommodation</p> <p>Length of stay in hostels</p>	<p>Short</p> <p>Short</p> <p>Short</p>	<p>Community Services</p> <p>Community Services</p> <p>Community Services</p>
<p>Develop a cleaner, safer and greener environment [Local Area Agreement]</p>	<p>Empower young people to take pride in their streets, local parks and open spaces through developing Street Champions and Young Caretakers, and Parks for All initiative enhancing area based community engagement (LAA 14,16 &amp; 17)</p>	<p>Satisfaction with parks and open spaces (LPSA Target 8a) Local Street and Environmental cleanliness (LPSA Target 8b)</p>	<p>Medium</p>	<p>Community Services</p>

Our top local priorities	Priority actions required	Performance Measure	Timescales for actions	Lead
<p>Reduce the proportion of young people not in education, employment or training, including youngsters facing additional "barriers" such as disability  <b>[Connexions Local Delivery Plan]</b>  <b>[Tees Valley Learning and Skills Council (LSC) Strategic Plan]</b>  <b>[Local Area Agreement]</b></p>	<p>Target resources and provide positive programmes of support for 13-17 year olds who are disengaged/at risk of disengagement from education, employment or training.</p>	<p>Percentage of YOT in supervised Education, Employment or Training</p> <p>Percentage of 19 year-olds Looked After Children in Education, Employment or Training</p>	<p>Ongoing</p>	<p>Connexions</p>
	<p>Independent &amp; impartial information, advice &amp; guidance provided at key transitional points, including formalising referral processes.</p>			
	<p>Transition mentoring for individual learners, including those at risk of becoming NEET</p>	<p>Number of young people progressing to continued learning post 16 remaining in learning at age 17</p>		<p>14-19 Trust, Connexions, Aim Higher</p>
	<p>Extend Connexions existing tracking systems as operated for 16-18 year olds to 20 year olds (LAA25)</p>	<p>Proportion of 16-18 year olds Not in Education, Employment or Training (NEET)</p>	<p>Medium</p>	<p>Connexions</p>
	<p>Increase number of apprenticeship placements, including new Street Scene apprenticeships (LAA23)</p>		<p>Medium</p>	<p>Community Services</p>
	<p>Develop NEET Strategy for Darlington which reflects partners involvement &amp; responsibilities</p>		<p>Medium</p>	<p>Connexions/ Children's Services</p>
	<p>Introduce half-fares on local bus services for 16-19 year olds in education or training (LAA26)</p>		<p>Medium</p>	<p>Development &amp; Environment</p>

Our top local priorities	Priority actions required	Performance Measure	Timescales for actions	Lead
Increase the number of young people progressing into higher education by raising aspirations [Aim Higher Plan]	Improving access to high quality flexible delivery of appropriate information, advice and guidance (including to higher education) via a range of routes including employment & work based learning	Proportion of 18/19 year olds progressing into high education	Ongoing	Aim Higher 14-19 Trust Connexions Darlington College and Queen Elizabeth Sixth Form
Increase the number of young people with a Level 2 qualification [14-19 Strategy] [Connexions LDP] Tees Valley LSC Strategic Plan]	Work with partners to improve opportunities for learning in employment	Percentage of people achieving Level 2 qualifications by age 19  Percentage entering employment without training at 16	Short	Connexions Learning & Skills Council Learning Providers Darlington BC
	Target and support training to higher level qualifications through the Transformation Fund			
	Develop more flexible learning opportunities & support for young people currently not engaged in learning	60% Teenage Mothers to be EET by 2010 (ref. Teenage Pregnancy Plan)	Short	Connexions Learning & Skills Council Learning Providers
	Ensure access to opportunities for LAC to improve social & basic skills	Improved EET outcomes for young people with Learning Difficulties & Disabilities	Medium	Children's Services
	Implement an inter-agency programme of support and interventions to ensure that all young people have access to high quality, relevant education, employment and training opportunities (LAA27).		Medium	Job Centre Plus
Analyse the proportion of disadvantaged groups in EET compared to whole cohort of young people 13-19	Percentage of 19 year olds Looked After Children in Education, Employment or Training (EET). Percentage of minority ethnic young people in learning or employment.	Short	Connexions Learning & Skills Council Learning Providers	

Our top local priorities	Priority actions required	Performance Measure	Timescales for actions	Lead
<p>Improve education and business links and encourage more young people to start their own business  <b>[Local Area Agreement]</b>  <b>[Connexions Local Delivery Plan]</b></p>	<p>Introduce a programme of education business link activities, including work experience for young people and professional development days for teachers (LAA28)</p> <p>Implement an <i>Encouraging Entrepreneurship</i> project to encourage young people to be enterprising and consider the option of self-employment. (LAA24)</p>	<p>Percentage of all business start-ups generated by people aged under 25</p>	<p>Medium</p>	<p>Learning and Skills Council</p>
<p>Reduce the number of children living in low-income households  <b>[Social Inclusion Strategy]</b>  <b>[Neighbourhood Renewal Strategy]</b>  <b>Economic Development Unit]</b>  <b>Local Area Agreement]</b></p>	<p>Continue and extend the successful 'Into Work' project which provides residents from deprived communities with job searches, CV updates, help with interview skills, application forms and training costs (LAA22)</p> <p>Continue to target welfare benefit take-up campaigns</p>	<p>Difference between the proportion of unemployed people in the 18-24 aged group in worst/best Darlington wards (average of 3 worst/best)</p> <p>% of children that live in households that are income deprived</p>	<p>Medium</p> <p>Ongoing</p>	<p>Morrison Trust</p> <p>Community Services</p>

## **Children's Workforce Strategy**

Success in delivering improved outcomes for children and young people will in large part depend on the skills and capacity of our workforce, not just within the local authority but across all organisations including the private, voluntary and community sectors. In particular staff from a range of different professions and organisational backgrounds will require the skills and competencies to work together in multi-disciplinary teams around the needs of children and young people and share an increasingly common language. This is particularly important, as it will support our focus on early identification and early intervention.

The strategy will also address the following issues:

- The need to recruit more people into the Children's Services workforce.
- Developing and retaining more people within the Children's Services workforce.
- Strengthening inter-agency and multi-disciplinary working.
- Promoting stronger leadership and management.

In order to support this, the Authority will develop and implement a Local Workforce Strategy for Darlington. Our priorities follow. These will be reviewed through the development of a Workforce Development Partnership as part of our Children's Trust.

## Local Workforce Strategy Priorities

	KEY PRIORITIES 2006/07	ACTION
<b>Human Resource Capacity</b>	Review and consolidate the training and development resources of the Children's Services Department and enhance co-ordination of CPD	Establish a Children's Services Workforce Development Unit
<b>Organisational/ Partnership Development</b>	Identify Partners Agree local vision development priorities	Formulate Implementation Strategy. Commission consultancy work through Children's Workforce Development Council
<b>Labour Market Audit (LMA)</b>	Audit Partner strategies Analyse key skills priorities from LAA	Liaise with partners and key clients Commission LMA Audit in key skills areas Develop structures for service delivery
<b>Common Core of Skills and Knowledge (CCSK)</b>	<p>Develop levels of training and training materials: <i>Basic core</i> <i>Leadership</i> <i>Strategic</i></p> <p>Identify priority groups for initial training</p> <p>Embed the CCSK Training Programme into the Children's Services Core Professional Development Programme</p> <p>Develop glossary of terms / vocabulary used within the CCSK document to ensure clear and common understanding across Children's Services</p> <p>Plan rolling programme of training across all areas of Children's Services</p>	<p>Develop training materials using national guidance and local context</p> <p>The CCSK document used as a basis and developed to meet the needs of all staff across Children's Services</p> <p>Working with management and staff across Children's Services to identify key priority areas for training followed by further areas / staff to build critical mass in first instance, then rollout across the service.</p> <p>Produce a framework for embedding CCSK into Core Training Programme</p> <p>Working group from areas across Children's Services to work on a glossary of terminology and vocabulary used within the CCSK document</p> <p>Strategic plan written for initial rollout of training and ongoing training across the service and partners</p>

	<b>KEY PRIORITIES 2006/2007</b>	<b>ACTION</b>
<p><b>Common Assessment Framework (CAF)</b></p>	<p>Develop basic training programme for all Children's Services staff and partners for CAF</p> <p>Develop appropriate means of recording data Identify Training staff/team</p> <p>Develop clear guidelines for using CAF</p> <p>Develop CAF steering group</p> <p>Identify and forge links with partners, including PCT</p>	<p>Make available basic information concerning CAF using available national materials</p> <p>Use national materials for developing outline and detail of training programme</p> <p>Produce a timeline for initial implementation of the CAF</p> <p>Produce a strategic document outlining how CAF will roll out across and beyond the Children's Services</p> <p>Work with key partners including PCT, to develop a steering group for CAF</p> <p>Work with regional Local Authority representatives within supportive networking structure</p> <p>Embed CAF training in Children's Services Core Professional Development Training Programme</p> <p>Develop CAF training for strategic managers</p> <p>Develop CAF support structure for operational staff</p>



	KEY PRIORITIES 2006/2007	ACTION
<p><b>Lead Professional (LP)</b></p>	<p>Develop strategic approach to the identification process of Lead Professionals</p> <p>Develop criteria for identifying a Darlington Lead Professional</p> <p>Develop Training Programme for Lead Professionals using national materials and local context</p> <p>Develop multi agency team-building programme for Lead Professionals</p> <p>Develop post to include information sharing/ Children's Index</p>	<p>Working with key management or staff to develop strategic document outlining identification process for Lead Professionals</p> <p>Key management or staff to develop criteria used to identify Lead Professionals</p> <p>Use national materials and local expertise to develop a high quality training programme for LPs</p> <p>Devise a developmental programme for the Darlington Lead Professional to ensure quality is maintained</p> <p>Develop multi agency approach for LPs using core materials and local expertise</p> <p>Develop a Children's Service network of Lead Professionals</p> <p>Develop management support structure for LPs</p> <p>Develop monitoring procedures for LPs</p> <p>Develop Darlington Children's Services Code of Practice for LPs</p> <p>Ensure implementation across Children's Services</p>

## Development of a Children's Trust

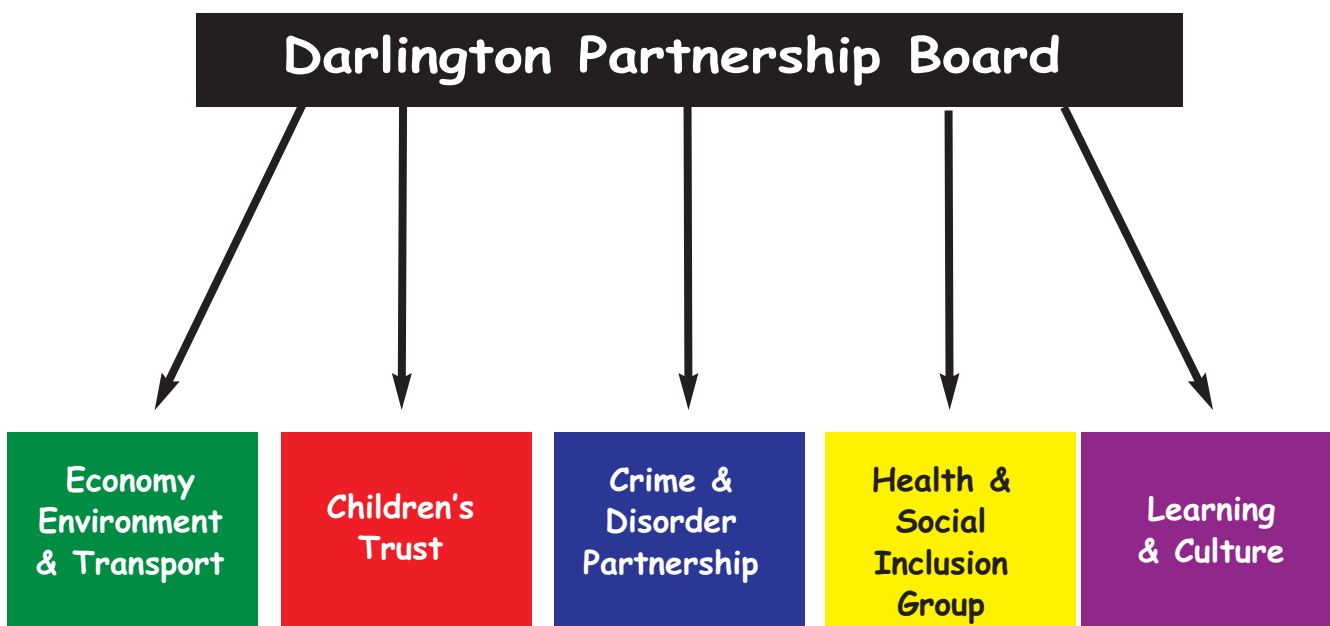
Local authorities are required to have Children's Trust arrangements in place by 2008. The Children's Trust will have a key role to play in planning for and delivering improved outcomes for children and young people. Our Children's Trust will lead in the following areas:

- Integrated front line delivery: multi-agency working and co-location of teams building on Extended Schools and Children's Centres
- Integrated processes: common assessment and information sharing including designation of Lead Professionals
- Integrated strategy: planning and joint

commissioning of services, with pooled resources

- Integrated workforce development, planning and strategy
- Consulting and involving children, young people and their families and carers

The development of a Children's Trust in Darlington is a priority for the Council and will be instrumental in the implementation and review of this plan. The Darlington Partnership (our Local Strategic Partnership) has agreed that the Trust will form part of its overall governance arrangements with the Children and Young People's Plan contributing to each of the Community Strategy's themes and strategic outcomes. The Children's Trust will include within its membership the Youth Parliament Member for Darlington.



## **Performance Management**

Progress against our priorities will be monitored through the performance measures contained within this plan and have targets set out at Appendix 1.

Performance will be monitored through the Children's Trust Partnership arrangements.

Every Child Matters outcome: Be healthy - enjoying good physical and mental health and living a healthy lifestyle						
Performance Indicators or measures	Baseline Summer 2005	Targets to be achieved (by 2009)	Annual Target Milestones (Summer)			Partnership/ agency responsible for outcome delivery
			2007	2008	2009	
Percentage of school children (5 -16 year olds) who spend a minimum of two hours each week on high quality PE and school sport within and beyond the curriculum	65%	Without Stretch: 85% With Stretch: 88%	70%	80%	88%	Health Improvement and Social Inclusion Group (HISIG) Leisure Services DBC
Increase the uptake of MMR vaccination at 24 months year on year	84.1%	Without Stretch: 87% With Stretch: 90%	86%	88%	90%	PCT
Increase the uptake of MMR vaccination given with pre-school booster at 60 months year on year.	80.1%	Without Stretch: 85% With Stretch: 88%	84%	86%	88%	PCT
<p>Access to comprehensive Child and Adolescent Mental Health Services</p> <ul style="list-style-type: none"> <li>• Was the full range of CAMH services for children and young people with learning disabilities commissioned for your area?</li> <li>• Did 16/17 year-olds from your council area who require mental health services have access to services appropriate to their age and level of maturity?</li> <li>• Were arrangements in place for your local council area to ensure that 24 hour cover is available to meet urgent mental health needs of children and young people and for a specialist mental healthy assessment to be undertaken within 24 hours or the next working day where indicated?</li> </ul>	2	4	2	3	4	CAMHS Commissioning Group/CYPSP
	3	4	3	4	4	
	3	4	3	4	4	

Every Child Matters outcome: Be healthy - enjoying good physical and mental health and living a healthy lifestyle						
Performance Indicators or measures	Baseline Summer 2005	Targets to be achieved (by 2009)	Annual Target Milestones (Summer)			Partnership/ agency responsible for outcome delivery
			2007	2007	2009	
Were protocols in place for your council area for partnership working between agencies for children and young people with complex, persistent and severe behavioural and mental health needs?	3	4	3	4	4	CAMHS Commissioning Group/ CYPSP
Number of young people accessing early intervention services for a first period of psychotic illness?	27	48	48	48	48	CAMHS Commissioning Group/ CYPSP
Percentage of women who initiate breastfeeding within 48 hours following birth	50%	Without Stretch: 56% With Stretch: 60%	53%	57%	60%	Health Improvement and Social Inclusion Group Darlington PCT
Percentage of women breastfeeding at 8 weeks	22%	Without Stretch: 26% With Stretch: 30%	24%	28%	30%	Health Improvement and Social Inclusion Group Darlington PCT
Percentage of women breastfeeding at 26 weeks	18%	Without Stretch: 22% With Stretch: 25%	20%	23%	25%	Health Improvement and Social Inclusion Group Darlington PCT
Incidence of obesity among children at age 5 & yr1) and age 11 (yr6) based on BMI and other measurements	Yr 1 - 10% Yr 6 - 18.54%	Yr 1 - 10% Yr 6 - 18.54%	Yr 1 - 10% Yr 6 - 18.54%	Yr 1 - 10% Yr 6 - 18.54%	Yr 1 - 10% Yr 6 - 18.54%	Health Improvement and Social Inclusion Group (HISIG) Darlington PCT
Percentage of trips by Darlington residents made by walking (Local PI DE61)	25%	27%	26%	26.5%	27%	Darlington BC

Every Child Matters outcome: Be healthy - enjoying good physical and mental health and living a healthy lifestyle						
Performance Indicators or measures	Baseline Summer 2005	Targets to be achieved (by 2009)	Annual Target Milestones (Summer)			Partnership/ agency responsible for outcome delivery
			2007	2008	2009	
Percentage of trips by Darlington residents made by cycling (Local PI DE62)	1.2%	2.5%	1.8%	2.3%	2.5%	Darlington BC
Number of schools with a School Travel Plan	18 (March 2006)	35	24	30	35	Darlington BC
Change in the number of conceptions to females under 18 per 1,000 females aged 15-17 compared with 1998 baseline (BV197)	1998 baseline 66 per 1,000 = 100%	-45.8%	-36.6%	-41.2%	-45.8%	HISIG PCT
Access to GUM services within 48 hrs	17%	100%	25%	70%	100%	PCT
Screening rate for Chlamydia in 13-24 year olds for all sexually active young people	0%	50%	15%	30%	50%	PCT Chlamydia Screening Programme
Percentage success rate of 4-week quitters from deprived communities	51%	Without Stretch: 53% With Stretch: 55%	52%	54%	55%	Darlington PCT
All schools to have a drug and alcohol policy and to be delivering related education	21 achieved Healthy School Status	100% by end of 2009	20 (51%)	26 (67%)	32 (82%)	Healthy and Safer Schools initiative
Number of young people accessing Substance Misuse Services	TBE	TBE	TBE	TBE	TBE	Drug and Alcohol Action Team (DAAT)
Number of problem drug and alcohol users aged 8-18 in Tier 2 and Tier 3 treatment programmes	62	175	125	150	175	Drug and Alcohol Action Team (DAAT)
Number and proportion of schools achieving the national 'Healthy Schools Status'	21 achieved Healthy School Status	100% by end of 2009	20 (51%)	26 (67%)	32 (82%)	Healthy and Safer Schools Initiative (HSSI)

Every Child Matters outcome: Staying Safe - Being protected from harm and neglect						
Performance Indicators or measures	Baseline Summer 2005	Targets to be achieved (by 2009)	Annual Target Milestones (Summer)			Partnership/ agency responsible for outcome delivery
			2007	2008	2009	
Average DMFT (decayed (untreated), missing (extracted because of decay) and filled teeth) in 5 year-olds and the average DMFT for those children who have decay	1.8	TBE	TBE	TBE	TBE	Darlington PCT
Year on year increase in direct Stop Smoking Service delivery in local schools	0%	100% by end of 2009	20 (51%)	26 (67%)	32 (82%)	Healthy and Safer Schools Initiative
Delivery of School Sports events or festivals within each academic year	TBE	TBE	12	12	12	Leisure Services
Increase the number of young carers identified and supported by YMCA Young Carers Project and by other routes	TBE	TBE	TBE	TBE	TBE	Young Carers Project
Percentage of settings gaining satisfactory or better in this sector of Ofsted Inspections	TBE	TBE	TBE	TBE	TBE	Children's Services
Percentage of children with complex needs with a nominated key worker	TBE	TBE	TBE	TBE	TBE	Children's Services
Percentage of youngsters with a disability/additional needs routinely accessing out of school activities	TBE	TBE	TBE	TBE	TBE	Children's Services
Percentage of Looked After Children receiving annual health checks and dental check-ups	89.9%	85%	85%	85%	85%	Children's Services
Overall provision and effectiveness of local authority services that help victims of domestic violence and prevent further domestic violence (BV225)	New PI	100% (full compliance)	50%	75%	100%	Crime and Disorder Reduction Partnership (CDRP)
Reduction in the percentage of repeat victims of domestic violence (CS177)	35%	30%	34%	32%	30%	Crime and Disorder Reduction Partnership (CDRP)
Number awareness training sessions delivered on domestic violence in schools a) for teachers per year and b) for pupils per year	Nil for a and b (New PI)	a) 1 b) 3	a) 1 b) 3	a) 1 b) 3	a) 1 b) 3	Crime and Disorder Reduction Partnership (CDRP)

**Every Child Matters outcome: Staying Safe - Being protected from harm and neglect**

Performance Indicators or measures	Baseline Summer 2005	Targets to be achieved (by 2009)	Annual Target Milestones (Summer)			Partnership/ agency responsible for outcome delivery
			2007	2008	2009	
Number of incidents of Anti-Social Behaviour (ASB) involving young people reported to police	3325 incidents in 2004/04	2993 incidents 10% reduction	3225	3092	2993	Crime and Disorder Reduction Partnership (CDRP)
Number of first time entrants into the Youth Justice System	311 in 2004/05	Without Stretch: 290 With Stretch: 275	299	287	275	Crime and Disorder Reduction Partnership (CDRP) Youth Offending Service
Road Safety: Percentage change over 1994-1998 average number of children killed/seriously injured (BV99biii)	-50%	-50%	-30%	-30%	-50%	Darlington BC
The number of children slightly injured (local indicator)	67 (1994-1998 average)	60	62	61	60	Darlington BC
Mode share of journeys to school (percentage of journeys by car)	31.7%	28%	30%	29%	28%	Darlington BC
The percentage of children looked after 4 years or more and who were in a foster care placement for 2 years or more (PAF D35 - Stability of LAC)	44.4%	Without Stretch: 50% With Stretch: 55%	50%	52%	55%	Health Improvement and Social Inclusion Group Darlington BC Darlington PCT
The number of children who during the year were granted an adaption or special guardianship order (PAF C23)	4	Without Stretch: 7 With Stretch: 9	6	7	9	
The percentage of children who communicated their views to a statutory Looked After Review (C68)	100.0	100.0	100.0	100.0	100.0	Children's Services
Reduction in the proportion of Looked After Children per 10,000 population aged under 18	67.1	60	65.0	TBE	TBE	Children's Services



Every Child Matters outcome: Staying Safe - Being protected from harm and neglect

Performance Indicators or measures	Baseline Summer 2005	Targets to be achieved (by 2009)	Annual Target Milestones (Summer)			Partnership/ agency responsible for outcome delivery
			2007	2008	2009	
Percentage of pupils achieving level 4 or above in Key Stage 2 - Mathematics (BV40)	76.9%	74%	80%	72%	74%	Children and Young People's Partnership Children's Services DBC
Percentage of pupils achieving level 4 or above in Key Stage 2 - English (BV41)	78.8%	79%	83%	77%	79%	Children and Young People's Strategic Partnership (CYPSP) Children's Services DBC
Percentage of 14 year olds pupils in schools maintained by LEA achieving at least level 5 or above in Key Stage 3 - English (BV181a)	72.6%	Without Stretch: 77% With Stretch: 80%	79%	78%	80%	Children and Young People's Partnership Children's Services DBC
Percentage of 14 year olds pupils in schools maintained by LEA achieving at least level 5 or above in Key Stage 3 - Maths (BV181b)	72.8%	Without Stretch: 76% With Stretch: 80%	79%	79%	80%	Children and Young People's Partnership Children's Services DBC
Percentage of 14 year olds pupils in schools maintained by LEA achieving at least level 5 or above in Key Stage 3 - Science (BV181c)	67.4%	Without Stretch: 75% With Stretch: 78%	76%	77%	78%	Children and Young People's Partnership Children's Services DBC
Percentage of pupils achieving 5 or more A*-C grade GCSEs or equivalent (BV38/QoL21)	56.6%	60%	62%	63%	58%	Children and Young People's Partnership Children's Services DBC
Number of pupils leaving school without achieving any GCSE A*-G passes or equivalent	(5.5%) 67 pupils	Without Stretch: 5.5% With Stretch: 3.1%	4.7%	3.9%	3.1%	Children and Young People's Partnership Children's Services DBC
Percentage of half days missed due to all absence in Secondary Schools maintained by the authority (BV45/QoL18b)	9.3%	Without Stretch: 8.16% With Stretch: 7.8%	8.46%	8.13%	7.8%	Children and Young People's Partnership Children's Services DBC
Percentage of half days missed due to all absence in Primary Schools maintained by the authority (BV45/QoL18a)	6.1%	Without Stretch: 8.16% With Stretch: 7.8%	5.37%	5.13%	4.9%	Children and Young People's Partnership Children's Services DBC

Every Child Matters outcome: Staying Safe - Being protected from harm and neglect						
Performance Indicators or measures	Baseline Summer 2005	Targets to be achieved (by 2009)	Annual Target Milestones (Summer)			Partnership/ agency responsible for outcome delivery
			2007	2008	2009	
Number of days lost due to fixed term exclusion (FTE)(Local PI)	6600	Without Stretch: 5188 With Stretch: 4250	5817	5033	4250	Children and Young People's Partnership Children's Services DBC
Number of permanent exclusions (Local PI)	34	Without Stretch: 30 With Stretch: 18	25	20	18	Children and Young People's Partnership Children's Services DBC
Percentage of Schools delivering the 'core offer' for Extended Services	TBE	TBE	TBE	TBE	TBE	Children's Services
Numbers of children participating in activities at Eastbourne Sports Complex (CS17aii)	3,769	72,000	72,000	72,000	72,000	Darlington BC
Numbers of junior participating in swimming at the Dolphin Centre (CS17cii)	96,980	100,000	25,000	90,000	92,000	Darlington BC
Percentage of residents very or fairly satisfied with Children's play areas (CS26)	32%	53%	45%	50%	53%	Darlington BC
	Baseline (2004/05) Unless indicated otherwise					
Number of young people involved in the Voice and Action Group	NEW	35	30	30	35	
Number of young people supported in Youth Participation Network	NEW	11	10	10	11	
Number of personal and social development hours offered to young people aged 13-19	2,740	2,570	2,470	2,520	2,570	
The level of reach into resident 13-19 population	25% (Dec 2005)	35%	30%	34	35%	
The level of participation in 13-19 population in youth work	12.5% (Dec 2005)	18%	16%	17%	18%	

**Every Child Matters outcome: Staying Safe - Being protected from harm and neglect**

Performance Indicators or measures	Baseline (2004/05) Unless indicated otherwise	Targets to be achieved (by 2009)	Annual Target Milestones (Summer)			Partnership/ agency responsible for outcome delivery
			2007	2008	2009	
Number of young people supported who are at risk	83 (Dec 2005)	150	110	130	150	Youth Service
Increase the percentage of the youth population within a safe 30 minute journey time to youth work provision (Standard 4)	NEW	85%	85%	85%	85%	Youth Service
Percentage of residents involved in volunteering at least once a month during a 12 month period SC/C1	NEW	To be established	TBE	TBE	TBE	Darlington Council for Voluntary Service (CVS)
Personal Benefit - how has volunteering helped the volunteer SC/C2	NEW	To be established	TBE	TBE	TBE	Darlington Council for Voluntary Service (CVS)
Percentage of pupils excluded for bullying in the last 12 months	141	TBE	TBE	TBE	TBE	Children's Service
Percentage of reported racial incidents in schools that resulted in further action	100%	100%	100%	100%	100%	Children's Service
Percentage of children that live in households that are income deprived [QoL17]	Darlington 24.1% National 18.27% Gap=5.83%	5.4% gap	5.7%	5.6%	5.4%	Economy and Environment themed Group
Percentage of school leavers in continued learning post 16	85.1 (Nov 2005)	88%	86%	87%	88%	Economy and Environment Themed Group/Learning Partnership
Percentage of 16-18 year olds in structured learning	765.7 (Nov 2005)	80%	76%	78%	80%	Economy and Environment Themed Group/Learning Partnership
Proportion of 16-18 year olds (NEET) not in education, employment or training	8.9%	Without Stretch: 6.9% With Stretch: 6.4%	6.8%	6.6%	6.4%	Economy and Environment Themed Group/Learning Partnership
Percentage of people achieving Level 2 qualifications by age 19	72% (2004)	82%	76%	79%	82%	Economy and Environment Themed Group/Learning Partnership

**Every Child Matters outcome: Staying Safe - Being protected from harm and neglect**

Performance Indicators or measures	Baseline (2004/05) Unless indicated otherwise	Targets to be achieved (by 2009)	Annual Target Milestones (Summer)			Partnership/ agency responsible for outcome delivery
			2007	2008	2009	
Average points score per student for General Certificate of Education (GCE) and Vocational Certificate of Education (VCE) results [Post16]	310.1 (9th nationally)	8th nationally	9th	9th	8th	Economy and Environment Themed Group/Learning Partnership
Percentage of 18/19 year olds progressing into higher education	25%	30%	28%	28%	30%	Economy and Environment Themed Group/Learning Partnership
Average length of stay in bed and breakfast accommodation of households, which include dependent children or pregnant women	1	1	1	1	1	Community Services
Length of stay in hostel accommodation of households, which include dependent children or pregnant women	0	0	0	0	0	Community Services
Percentage of teenage mothers aged 16-19 in education, employment or training	15% (Dec 2005)	60% by 2010	TBE	TBE	TBE	Connexions, Learning & Skills Council, Darlington College, QE Sixth Form College
Percentage of 16-19 year olds with learning difficulties and disabilities in education, employment or training	78% (Dec 2005)	TBE	TBE	TBE	TBE	Connexions, Learning & Skills Council, Learning Providers, Children's Services
Percentage of young offenders in education, employment or training	73.7% (Dec 2005)	TBE	TBE	TBE	TBE	
Percentage of Looked After Children in Education, Employment or Training	0.73	0.93	TBE	TBE	TBE	Children's Services
Percentage of minority ethnic young people in learning or employment	TBE	TBE	TBE	TBE	TBE	Connexions, Learning & Skills Council, Learning Providers, Children's Services
Percentage of all business start-ups generated by people aged under 25	3.7%	7%	4%	5%	7%	Learning & Skills Council
Difference between the proportion of unemployed people in the 18-24 age group in worst/best Darlington wards (average of three worst/best) cleanliness (LPSA 8b)	36.1% (Dec 2005)	34%	35.5%	34.8%	34%	Economy and Environment Themed Group

**Every Child Matters outcome: Staying Safe - Being protected from harm and neglect**

Performance Indicators or measures	Baseline (2004/05) Unless indicated otherwise	Targets to be achieved (by 2009)	Annual Target Milestones (Summer)			Partnership/ agency responsible for outcome delivery
			2007	2008	2009	
Satisfaction with parks and open spaces (LPSA 8b)	65.9% (BVPI Survey 2003)	With Stretch: 76% Without Stretch: 72%	69%	72%	76%	Darlington Partnership DBC
Local street and environmental cleanliness (LPSA 8b)	57.9% (2003-2004)	75%	71%	75%	75%	Darlington Partnership DBC



# Map of School Clusters and Children's Centres

Key:

**Mount Pleasant Children's Centre** - Phase 1 (2004-06) existing Centre.

**Skerne Park Children's Centre** - Phase 1 (2004-06) existing Centre.

**McNay Street Children's Centre** - Phase 1 (2004-06) existing Centre linked to Phase 1 (2004-06) existing Red Hall 'outreach'.

**Maidendale House Children's Centre** - Phase 1 (2004-06) existing Centre linked to Phase 1 (2004-06) existing Dodmire 'outreach'. It is proposed that in Phase 2 (2006-08) Maidendale House main Centre will be linked to proposed 'outreach' in the rural ward of Middleton-St-George. Also, in Phase 2 (2006-08) it is proposed Dodmire 'outreach' will become a main Children's Centre.

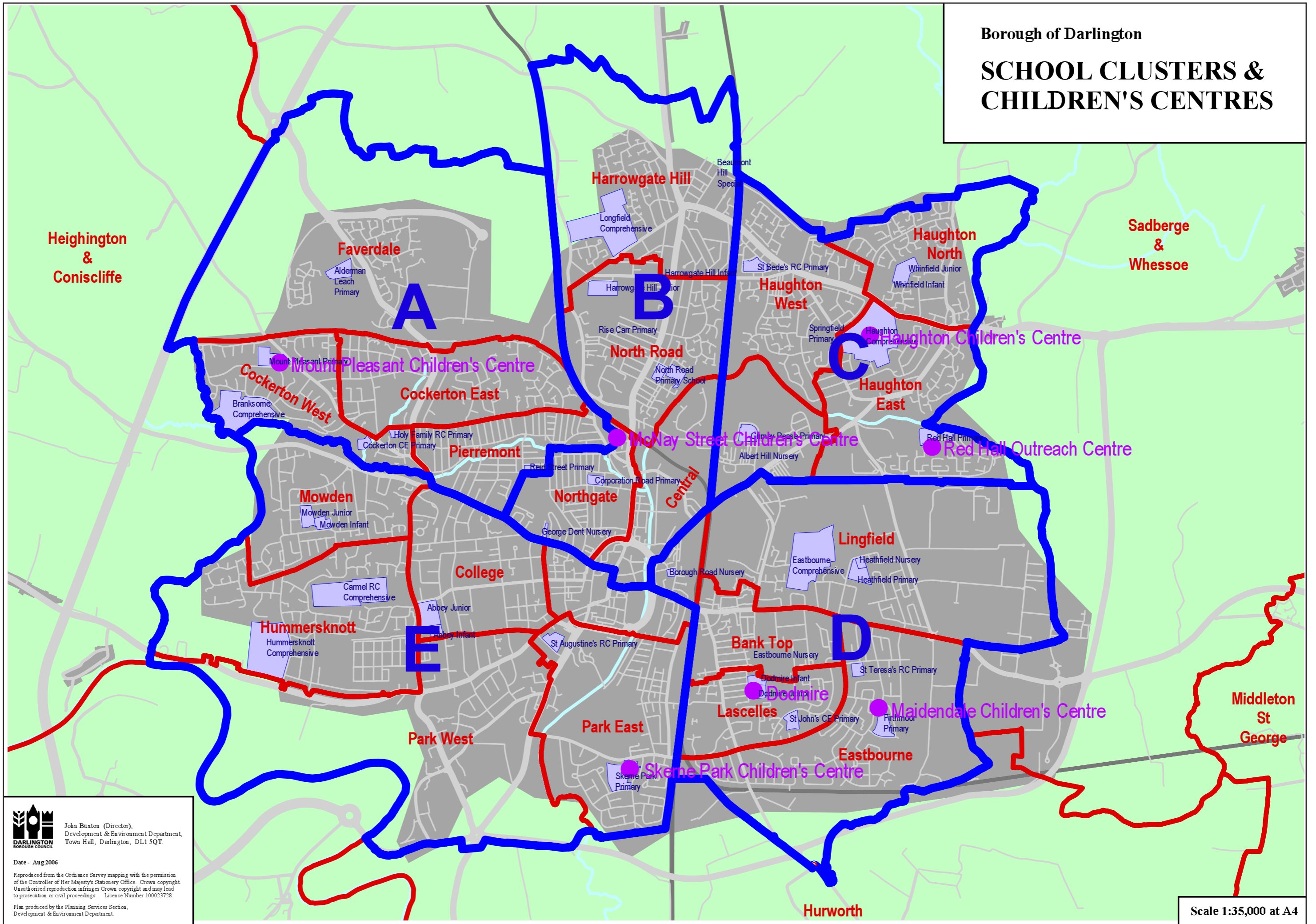
**Haughton Children's Centre** - Phase 2 (2006-08) proposed main Centre (location has not yet been agreed) linked to Phase 1 (2004-06) existing 'outreach' at Red Hall and also linked to proposed Phase 2 (2006-08) 'outreach' in the rural ward of Sadberge & Whessoe.


It is proposed that the less disadvantaged urban wards of Mowden, College, Park West and Hummersknott and the less disadvantaged rural wards of Hurworth and Heighington & Coniscliffe will be included in Phase 3 (2008-10) of Children's Centres.



Borough of Darlington

# SCHOOL CLUSTERS & CHILDREN'S CENTRES



 John Buxton (Director),  
Development & Environment Department,  
Town Hall, Darlington, DL1 5QT.

Date - Aug 2006

Reproduced from the Ordnance Survey mapping with the permission of the Controller of Her Majesty's Stationery Office. Crown copyright. Unauthorised reproduction infringes Crown copyright and may lead to prosecution or civil proceedings. Licence Number 100023728.

Plan produced by the Planning Services Section,  
Development & Environment Department.

Scale 1:35,000 at A4

