

## SUMMARY OF SURVEY AND ALL SURVEY ANSWERS

### Summary of Responses

In total 46 responses were returned, there was only one ward with no responses.

44.4% (20) of respondents are employed and of these 15 are employed full time

10 respondents are members of cabinet

73.3% of respondents are a member of scrutiny, the largest percentage of which spend between 6 and 10 hours per month working on their portfolio

Where respondents are a member of another Council Committee or Panel the largest percentage spend between 0 to 5 hours and 6 to 10 hours per month working on their role per month

33.3% of respondents also have a specific role within their group with the largest percentage spending 3 to 4 and 5 to 6 hours per month on their role

10 respondents reported having difficulty recruiting candidates to stand for election

80% of respondents are representatives on other bodies, the largest percentage of which spend more than 10 hours per month on their role

97.8% of respondents hold a word surgery the most being monthly (27) however 15 reported holding 2 per month

42.2% of respondents spend over 20 hours per month on ward work, including meetings, home visits and telephone calls

93.3% produce a ward newsletter, 65.9% of which are quarterly; the majority of respondents do not use social media in their Councillor role.

10 respondents reported spending more than 20 hours per month on communications in their Councillor role, the largest percentage being 0-5 hours

46.7% of respondents spend between 3 & 4 hours per month on training and development, 34 respondents spend time mentoring and supporting other Councillors.

An analysis has been carried out of the headline findings from the LGG National Census of Local Authority Councillors 2010 and results compared to our Member Survey 2012.

Nationally Councillor who responded to the survey spend on average 23 hour per week on their role in Darlington the average is 20 hours per week

Nationally 45.1% of Councillors responding report being employed full time, part time or self employed compared to 44.4% of Darlington respondents. However, nationally 20.1% of Councillors who responded to the survey were employed full time compared to 34% in Darlington.

Nationally 8% of Councillors who responded to the survey use Facebook or Twitter compared to 17% of Darlington Councillors who have a Councillor Twitter account and 19.5 who have a Councillor Facebook account.

**Members Survey 2012**



**All Results**




1. What is your name?	
	Response Count
	46
answered question	46
skipped question	0

## 2. Which Ward do you represent?

		Response Percent	Response Count
Bank Top	<input type="checkbox"/>	4.3%	2
Central	<input type="checkbox"/>	2.2%	1
Cockerton East	<input type="checkbox"/>	4.3%	2
Cockerton West	<input type="checkbox"/>	4.3%	2
College	<input type="checkbox"/>	4.3%	2
<b>Eastbourne</b>	<input type="checkbox"/>	<b>8.7%</b>	<b>4</b>
Faverdale	<input type="checkbox"/>	0.0%	0
Harrowgate Hill	<input type="checkbox"/>	6.5%	3
Haughton East	<input type="checkbox"/>	4.3%	2
Haughton North	<input type="checkbox"/>	4.3%	2
Haughton West	<input type="checkbox"/>	6.5%	3
Heighington and Coniscliffe	<input type="checkbox"/>	4.3%	2
Hummersknott	<input type="checkbox"/>	4.3%	2
Hurworth	<input type="checkbox"/>	2.2%	1
Lascelles	<input type="checkbox"/>	4.3%	2
Lingfield	<input type="checkbox"/>	4.3%	2
Middleton St George	<input type="checkbox"/>	4.3%	2
Mowden	<input type="checkbox"/>	2.2%	1
Northgate	<input type="checkbox"/>	4.3%	2
North Road	<input type="checkbox"/>	4.3%	2
Park East	<input type="checkbox"/>	4.3%	2
Park West	<input type="checkbox"/>	4.3%	2
Pierremont	<input type="checkbox"/>	4.3%	2
Sadberge and Whessoe	<input type="checkbox"/>	2.2%	1
<b>answered question</b>			<b>46</b>

skipped question	0
------------------	---

3. Are you employed?			
		Response Percent	Response Count
No		55.6%	25
Yes		44.4%	20
answered question			45
skipped question			1




4. Are you employed full time or part time?			
		Response Percent	Response Count
Full time		34.1%	15
Part time		11.4%	5
Not applicable		54.5%	24
answered question			44
skipped question			2

5. On average how many hours a week do you work (please enter whole hours and 0 if you do not work)?	
	Response Count
	46
answered question	46
skipped question	0



0  
0  
55  
33

40  
30  
0  
36  
40  
20  
37  
24  
0  
0  
0  
50  
16  
35  
0  
0  
45  
30  
40  
0  
0  
30  
0  
0  
0  
45  
40  
0  
0  
5  
0  
0  
38  
0  
24  
26  
0  
0  
33  
0  
0





### 7. Do you feel your Councillor role has impacted on your career?

		Response Percent	Response Count
Not Applicable		20.9%	9
No		27.9%	12
Yes (please give details below)		51.2%	22
	Please specify		20
		answered question	43
		skipped question	3



### 8. Are you a member of Cabinet?

		Response Percent	Response Count
No		77.8%	35
Yes		22.2%	10
		answered question	45
		skipped question	1







### 9. If a member of Cabinet how much time do you spend on average working on your Cabinet Portfolio per month?

		Response Percent	Response Count
0-5 hours		2.2%	1
6-10 Hours		0.0%	0
11-15 Hours		0.0%	0
16-20 Hours		2.2%	1
20+ Hours		15.6%	7
Not applicable		80.0%	36
		answered question	45
		skipped question	1







**10. Are you a member of Scrutiny?**

		Response Percent	Response Count
No		28.7%	12
Yes		73.3%	33
answered question			45
skipped question			1



**11. If a member of Scrutiny, how much time do you spend on average working on your Scrutiny Portfolio per month?**

		Response Percent	Response Count
0-5 hours		13.3%	6
6-10 Hours		26.7%	12
11-15 Hours		17.8%	8
16-20 Hours		4.4%	2
20+ Hours		11.1%	5
Not applicable		26.7%	12
answered question			45
skipped question			1

### 12. Which of the following are you a Member of?






		Response Percent	Response Count
Audit Committee		6.7%	3
Human Resources Committee		20.0%	9
Licensing Committee		22.2%	10
Planning Committee		26.7%	12
Standards Committee		4.4%	2
None of the above		42.2%	19
		answered question	45
		skipped question	1

### 13. Are you a member of any other Council Panel or Committee?




		Response Percent	Response Count
No		47.7%	21
Yes (please give details below)		52.3%	23
		please specify	22
		answered question	44
		skipped question	2



**14. If a member of a Committee/Panel, how much time do you spend on average working on your Committee Role per month?**

		Response Percent	Response Count
0-5 hours		22.2%	10
6-10 Hours		22.2%	10
11-15 Hours		8.9%	4
16-20 Hours		0.0%	0
20+ Hours		6.7%	3
<b>Not applicable</b>		<b>40.0%</b>	<b>18</b>
<b>answered question</b>			<b>45</b>
<b>skipped question</b>			<b>1</b>

**15. Which Political Party do you represent?**

		Response Percent	Response Count
Conservative		28.9%	13
<b>Labour</b>		<b>64.4%</b>	<b>29</b>
Liberal Democrat		6.7%	3
<b>answered question</b>			<b>45</b>
<b>skipped question</b>			<b>1</b>

**16. Do you have any specific roles within your Group (eg. Treasurer, Secretary etc.)?**

		Response Percent	Response Count
Not Applicable		4.4%	2
<b>No</b>		62.2%	28
Yes (please give details below)		33.3%	15
	Please specify		14
answered question			45
skipped question			1

**17. How much time do you spend on average per month at your political group meetings?**

		Response Percent	Response Count
0-2 hours		4.4%	2
3-4 hours		17.8%	8
5-6 hours		40.0%	18
7-8 hours		26.7%	12
9-10 hours		4.4%	2
10+ hours		6.7%	3
answered question			45
skipped question			1

**18. How much time do you spend on average per month on other group related work (eg. amendments, preparing for Council and Cabinet meetings etc.)?**

		Response Percent	Response Count
Not Applicable		0.0%	0
0-2 hours		4.5%	2
3-4 hours		27.3%	12
5-6 hours		27.3%	12
7-8 hours		18.2%	8
9-10 hours		4.5%	2
10+ hours		18.2%	8
answered question			44
skipped question			2

**19. Have you had any difficulty recruiting candidates to stand for election?**

		Response Percent	Response Count
Not Applicable		28.9%	13
No		48.9%	22
Yes		22.2%	10
answered question			45
skipped question			1

**20. Have candidates the right skills to carry out the role?**

		Response Percent	Response Count
Not Applicable		25.0%	11
No		13.6%	6
Yes		61.4%	27
answered question			44
skipped question			2




**21. How much time do you spend on average per month during an election period canvassing for election?**

		Response Percent	Response Count
0-2 hours		0.0%	0
3-4 hours		0.0%	0
5-8 hours		2.2%	1
7-8 hours		0.0%	0
9-10 hours		4.4%	2
10+ hours		93.3%	42
answered question			45
skipped question			1








**22. Are you a Representative on any other Body?**

		Response Percent	Response Count
No		20.0%	9
Yes (please give details below)		80.0%	36
please specify			35
answered question			45
skipped question			1



**23. Do you hold a specific role on this body (eg. Chair, Vice Chair)?**

		Response Percent	Response Count
Not Applicable		11.1%	5
No		37.8%	17
Yes (please give details below)		51.1%	23
	please specify		22
		answered question	45
		skipped question	1





**24. How much time do spend on average per month as a representative on other bodies?**

		Response Percent	Response Count
Not applicable		15.6%	7
0-2 hours		8.9%	4
3-4 hours		13.3%	6
5-6 hours		15.6%	7
7-8 hours		8.9%	4
9-10 hours		4.4%	2
10+ hours		33.3%	15
		answered question	45
		skipped question	1


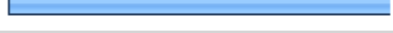
### 25. Do you undertake Ward Surgeries?

		Response Percent	Response Count
No		2.2%	1
Yes		97.8%	44
answered question			45
skipped question			1









### 26. How frequent do you hold a Ward Surgery?

		Response Percent	Response Count
1 per month		61.4%	27
2 per month		34.1%	15
3 per month		0.0%	0
Bi-monthly		0.0%	0
Quarterly		0.0%	0
6 Monthly		0.0%	0
Annually		2.3%	1
Not at all		2.3%	1
answered question			44
skipped question			2



### 27. Do you undertake a Street Surgery/Ward Walk around?

		Response Percent	Response Count
No		22.2%	10
Yes		77.8%	35
answered question			45
skipped question			1







### 28. How frequent do you hold a Street Surgery?

		Response Percent	Response Count
1 per month		20.5%	9
2 per month		4.5%	2
3 per month		11.4%	5
Bi-monthly		6.8%	3
Quarterly		20.5%	9
6 Monthly		13.6%	6
Annually		2.3%	1
Not at all		20.5%	9
answered question			44
skipped question			2







### 29. Do you attend any other meetings within your Councillor role?

		Response Percent	Response Count
No		13.6%	6
Yes (please give details)		86.4%	38
Please specify below			39
answered question			44
skipped question			2

**30. On average per month how many hours do you spend at these other meetings (specified above) in your Councillor Role (including surgeries, preparation and case work)?**






		Response Percent	Response Count
0-5 hours		20.5%	9
6-10 hours		18.2%	8
11-15 hours		15.9%	7
16-20 hours		13.6%	6
20+ hours		27.3%	12
Not applicable		4.5%	2
<b>answered question</b>			<b>44</b>
<b>skipped question</b>			<b>2</b>

**31. On average per month how many hours do you spend making and receiving home visits?**





		Response Percent	Response Count
Not Applicable		8.9%	4
0-5 hours		60.0%	27
6-10 hours		15.6%	7
11-15 hours		6.7%	3
16-20 hours		4.4%	2
20+ hours		4.4%	2
<b>answered question</b>			<b>45</b>
<b>skipped question</b>			<b>1</b>





**32. On average per month how many hours do you spend making and receiving phone calls?**

		Response Percent	Response Count
Not Applicable		0.0%	0
0-5 hours		53.3%	24
6-10 hours		24.4%	11
11-15 hours		8.9%	4
16-20 hours		2.2%	1
20+ hours		11.1%	5
answered question			45
skipped question			1






**33. Thinking about everything above how many hours a month do you spend on Ward work?**

		Response Percent	Response Count
Not Applicable		0.0%	0
0-5 hours		0.0%	0
6-10 hours		15.6%	7
11-15 hours		24.4%	11
16-20 hours		17.8%	8
20+ hours		42.2%	19
answered question			45
skipped question			1



### 34. Do you produce newsletters for the residents of your ward?



		Response Percent	Response Count
No		6.7%	3
Yes		93.3%	42
answered question			45
skipped question			1



### 35. If you produce a newsletter, how often do you produce it?







		Response Percent	Response Count
Monthly		11.4%	5
Quarterly		65.9%	29
Six Monthly		6.8%	3
Annually		0.0%	0
only when want to inform residents of a particular issue		11.4%	5
Not applicable		4.5%	2
answered question			44
skipped question			2

### 36. Do you have a Councillor Twitter profile?







		Response Percent	Response Count
No		82.2%	37
Yes		17.8%	8
answered question			45
skipped question			1

37. Do you have a Councillor Facebook account?			
		Response Percent	Response Count
No		80.0%	36
Yes		20.0%	9
answered question			45
skipped question			1








38. Do you maintain your own Council related Website/Webpage/Blog?			
		Response Percent	Response Count
No		86.7%	39
Yes		13.3%	6
answered question			45
skipped question			1

39. On average per month how many hours do you spend on Communications (including all forms of media)?			
		Response Percent	Response Count
Not Applicable		2.3%	1
0-5 hours		36.4%	16
6-10 hours		29.5%	13
11-15 hours		2.3%	1
16-20 hours		6.8%	3
20+ hours		22.7%	10
answered question			44
skipped question			2

#### 40. How much time is spent on learning and development on average over a month?

		Response Percent	Response Count
Not Applicable		4.4%	2
0-2 hours		22.2%	10
3-4 hours		46.7%	21
5-6 hours		15.6%	7
7-8 hours		4.4%	2
9-10 hours		0.0%	0
10+ hours		6.7%	3
<b>answered question</b>			<b>45</b>
<b>skipped question</b>			<b>1</b>

#### 41. How much time per month do you spend mentoring/supporting other Councillors?

		Response Percent	Response Count
Not Applicable		24.4%	11
0-2 hours		42.2%	19
3-4 hours		13.3%	6
5-6 hours		6.7%	3
7-8 hours		4.4%	2
9-10 hours		2.2%	1
10+ hours		6.7%	3
<b>answered question</b>			<b>45</b>
<b>skipped question</b>			<b>1</b>

**42. Is there anything else you would like to add about time spent on your Councillor Role not already addressed above?**

	Response Count
	24
<b>answered question</b>	<b>24</b>
<b>skipped question</b>	<b>22</b>

No

Secretary Lascelles Residents Association and Lascelles Community Partnership dealing with administration, correspondence, newsletters etc

No

I spend a great deal of time visiting schools, nurseries, Children's Centres and trying to speak with and learn from the experiences of children, young people and their families. Much of this is structured, but a lot of it is not. It is extremely difficult to quantify the amount of time spent on Council related business as I am a well-known figure in the local community and find that every trip out to the supermarket, park, etc. contains some contact and discussion with members of the public and inevitably some follow-up work to be done. I do it because I love it and I feel that I make a positive difference. I am in a happy position of not having to count my pennies. I fear, however, that some people with skills and talents that could be used for the benefit of the community are put off becoming councillors by the workload and the lack of support and remuneration for their commitment.

I write numerous letters and interview residents

This questionnaire totally misunderstands what being a councillor is about. And was written by someone who has obviously never been a councillor. It is also to some extent nose. Especially the questions about recruitment and party membership. It will be interesting to see how these answers are used. I see the whole design of these questions as amateurish and unprofessional. Writing in this tiny little box is not much fun. And how do you know this is me and not somebody else? I could be anybody this form has no security, no logon, no credibility.

Most time spent is related to support of and communication with ward organisations, residents association, community partnership (secretary), Community First panel (Chair)

See answer to Q11, As Chair of a Scrutiny Committee, briefings with Officers, at least 1 hour per day on e-mails etc.

The role of councillor is quite diverse and sometime more time is given from one month to another, specifically if arrangements have been made to sit on a tribunal and it is cancelled. Licencing sub committees can vary also from month to month and can vary in hours sitting.

I check email every day addressed to my Councillor account and tend to use this as a form of communication with Officers and colleagues rather than phone unless it is an urgent enquiry. approx 11 hours per month.

My colleague and I deliver our newsletters to every house ourselves. This takes 17 man hours but leads to excellent interaction with ward residents.

Visiting sites and fact gathering related to Residents issues 4hrs/month could be classed as street surgeries? Maybe

This questionnaire does not reflect the role of a councillor the question asked do not allow for true reflection of work undertaken by a councillor

I am Chairperson of Salters Community Garden Project. This is not as a Council Representative but arose out Ward work, this involves at least 4-5 hours per month. Also PACT meetings and now Environmental Visual Audits with PACT members another 4 - 5 hours. Parish Council attendance can take up to 2/3 hours quarterly

Ward Newsletters are delivered to residents five times per year and are delivered personally by myself

Most constituents are now on email and I spend many hours dealing with email correspondence... I produce a twelve page village newsletter, this includes looking for local companies to include adverts - these adverts pay for the printing of the village newsletter - this is then delivered to two thousand homes and farms around MSG.( I have a team who help with the delivery.) I organise the annual village Christmas tree and the lighting up celebration, also the carol concert, booking and organising the brass band, and the Christmas Fayre. This year along with my colleague Cllr York we have tendered for, and project managed, the village sports pitch and the refurbishment of the youth club using developers 106 monies (this took many hours of meetings and consulting with residents and builders.) I attend Low Dinsdale parish council. I do all of the above as the ward councillor

No

I do not need to hold Street Surgeries - I try to ensure that people know where I live & they have my contact details. People who need to see me will stop me in the street in the pub on High Row etc. As an elected Councillor I do believe in making myself available at all times to all people so that should anyone have cause to worry over a problem they know they can contact me as shown by a telephone call at 1.35 in the morning and 6.25am when on two occasions an elderly woman could not sleep because she was anxious over a specific problem which she felt could not wait until later.

I have been involved with Firth Moor Community Centre for over 30YRS and I do over 6 hours a day as a voluntary work.

Cockerton West ward work is very varied, from the obvious grass cutting issues - to homelessness. It is one of the most deprived wards in the Borough and the needs of resident's go beyond some of the other wards. Some of my resident's just need some reassurance when they phone to know someone is there for them, and a conversation is all that is needed on occasion. With the Welfare Reform's being introduced some are very worried. I enjoy immensely taking time to go into the two residential homes for the older of the community, I tend to go for the coffee morning and chat to the residents.

I have found Family live has a strain, unless you have a strong relationship and you don't mind missing family events being a councillor is not a bad life.

As a councillor the time I spend on ward matters is dictated by my constituents because I'm am always accessible

Not only do I mentor Councillors in my group I mentor potential candidates and this takes up more time the closer I get to elections.

I attend events related to my portfolio e.g. Age UK, GOLD, Tenants Board and officer briefings