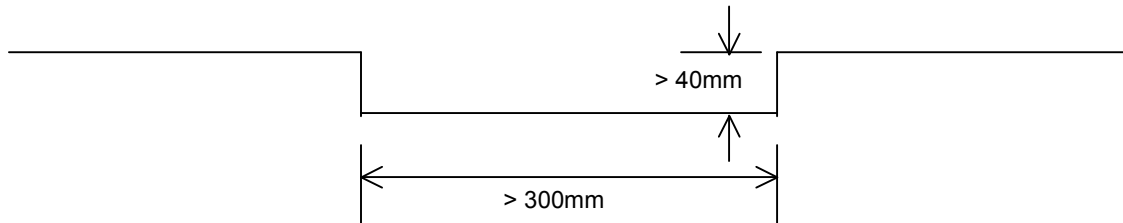


APPENDIX 1

HIGHWAY AUTHORITIES' DEFINITION OF DAMAGE OF HIGHWAYS

Damage is defined as a defect in the highway which impairs the value or usefulness of the carriageway and provides a safety hazard for road users. A sharp edged depression (pot hole) of 40mm or greater in depth and extending in any one direction greater than 300mm may constitute a safety hazard and should be repaired in accordance with individual highway authority response times.

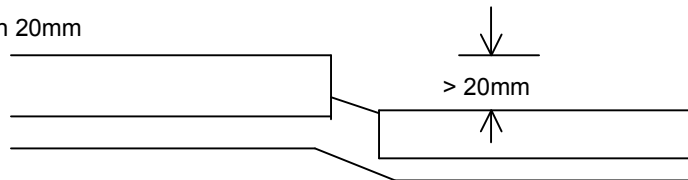


HIGHWAY AUTHORITIES' DEFINITION OF DAMAGE OF PAVEMENTS

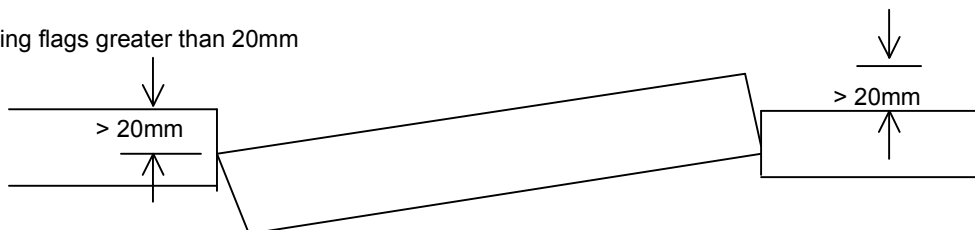
Damage is defined as a defect in the footway which impairs the value or usefulness of the footway and provides a safety hazard for pedestrians, a useful guide is as follows:

- Trips more than 20mm
- Rocking flags greater than 20mm
- Rapid change of footway profile greater than 25mm and extending in plan dimension less than 600mm and should be repaired in accordance with individual highway authority response times.

Trips greater than 20mm



Rocking flags greater than 20mm



Rapid change of footway profile greater than 25mm and extending in plan direction less than 600mm.

