

Darlington Vaccination Update

Data up to and including – Sunday
12th September



Darlington - Vaccination Requirements To Meet 90%

1st Doses

	Population	Target 90%				Movement Last 7 Days		Previous Week	Forecasting		
			1st Doses	% Vaccinated	Required For 90% Target	1st Doses	% Vaccinated	1st Doses	Weeks to Achieve 90% at last weeks activity	Required 1st vaccines per week to hit 90% in 6 weeks	Required 1st vaccines per week to hit 90% in 4 weeks
TVCCG	581,852	523,667	481,352	82.73%	42,315	1,063	0.18%	1,095	39.8	7,052	10,579
Middlesbrough	127,459	114,713	97,276	76.32%	17,437	306	0.24%	306	57.0	2,906	4,359
Redcar and Cleveland	116,267	104,640	99,846	85.88%	4,794	157	0.14%	184	30.5	799	1,199
Hartlepool	79,780	71,802	65,893	82.59%	5,909	138	0.17%	155	42.8	985	1,477
Stockton-on-Tees	165,387	148,848	139,759	84.50%	9,089	304	0.18%	316	29.9	1,515	2,272
Darlington	92,959	83,663	78,578	84.53%	5,085	154	0.17%	134	33.0	848	1,271
NENC	2,597,435	2,337,692	2,192,654	84.42%	145,038						

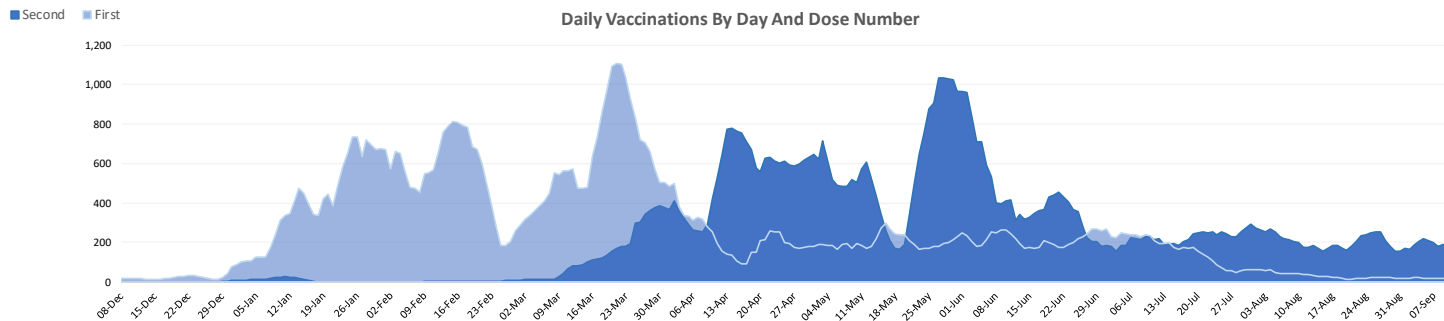
2nd Doses

	Population	Target 90%				Movement Last 7 Days		Previous Week	Forecasting		
			2nd Doses	% Vaccinated	Required For 90% Target	2nd Doses	% Vaccinated	2nd Doses	Weeks to Achieve 90% at last weeks activity	Required 2nd vaccines per week to hit 90% in 12 weeks	Required 2nd vaccines per week to hit 90% in 10 weeks
TVCCG	565,759	509,183	433,711	76.66%	75,472	6,803	1.20%	8,887	11.1	6,289	7,547
Middlesbrough	123,718	111,346	85,615	69.20%	25,731	1,512	1.22%	2,117	17.0	2,144	2,573
Redcar and Cleveland	113,314	101,983	90,988	80.30%	10,995	1,035	0.91%	2,042	10.6	916	1,099
Hartlepool	77,545	69,791	59,541	76.78%	10,250	926	1.19%	742	11.1	854	1,025
Stockton-on-Tees	160,797	144,717	126,144	78.45%	18,573	1,995	1.24%	2,452	9.3	1,548	1,857
Darlington	90,385	81,347	71,423	79.02%	9,924	1,288	1.43%	1,534	7.7	827	992
NENC	2,533,405	2,280,065	2,011,585	79.40%	268,480						

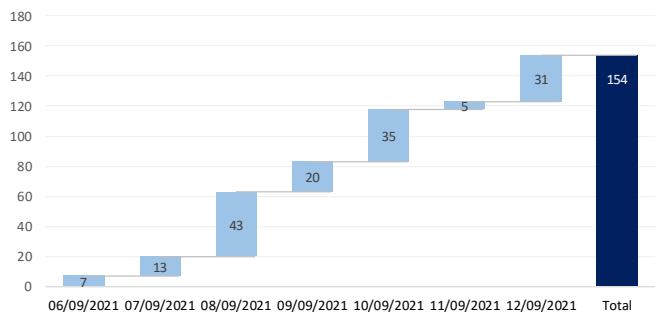


Darlington

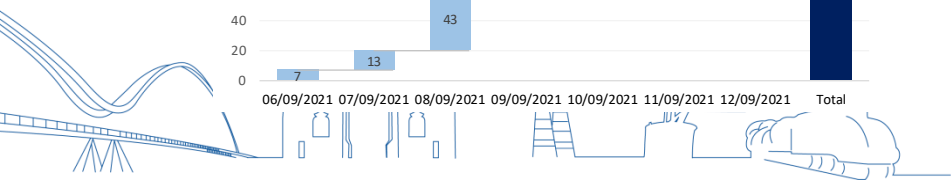
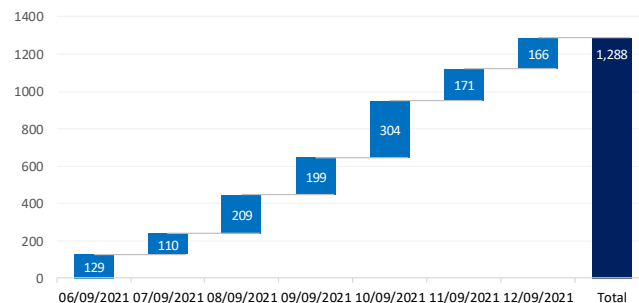
JCVI Group	Population	First Vaccine	First Dose Uptake	Second Vaccine	Second Dose Uptake	First Dose Required	% First Required	Second Dose Required	% Second Required
1 - Care Home	631	611	96.8%	607	96.2%	20	3.2%	24	3.8%
2 - Aged 80+ & Frontline Staff	8,467	8,187	96.7%	7,999	94.5%	280	3.3%	468	5.5%
3 - Aged 75 - 79	4,123	4,013	97.3%	3,994	96.9%	110	2.7%	129	3.1%
4 - Aged 70 - 74 & High Risk Adults	9,033	8,639	95.6%	8,540	94.5%	394	4.4%	493	5.5%
5 - Aged 65 - 69	5,374	5,106	95.0%	5,066	94.3%	268	5.0%	308	5.7%
6 - Moderate Risk Aged 16 - 64	15,929	13,995	87.9%	13,189	82.8%	1,934	12.1%	2,740	17.2%
7 - Aged 60 - 64	3,768	3,488	92.6%	3,427	91.0%	280	7.4%	341	9.0%
8 - Aged 55 - 59	4,721	4,284	90.7%	4,192	88.8%	437	9.3%	529	11.2%
9 - Aged 50 - 54	5,174	4,579	88.5%	4,451	86.0%	595	11.5%	723	14.0%
10 - Aged 40 - 49	9,884	8,096	81.9%	7,573	76.6%	1,788	18.1%	2,311	23.4%
11 - Aged 30 - 39	11,049	7,930	71.8%	6,709	60.7%	3,119	28.2%	4,340	39.3%
12 - Aged 18 - 29	12,232	8,331	68.1%	5,476	44.8%	3,901	31.9%	6,756	55.2%
13 - Aged 16 - 17	2,574	1,319	51.2%			1,255	48.8%		
Total	92,959	78,578	84.5%	71,223	78.8%	13,126	14.1%	19,162	21.2%



First Vaccines In The Last 7 Days



Second Vaccines In The Last 7 Days



Darlington

Vaccination By Ethnic Group				Top 20 Ethnic Groups by JCVI Cohort outstanding 1st Vaccine				
Ethnic Group	Population	First	Second	Age	Ethnic Group	Population	First	o/s 1st vaccine
A: White - British	81,842	88%	81%	18-29	A: White - British	10,156	72%	2,839
99: Not known	3,490	42%	37%	30-39	A: White - British	8,530	79%	1,756
C: White - Any other White background	3,362	59%	51%	40-49	A: White - British	7,964	88%	929
S: Other ethnic groups - Any other ethnic group	991	61%	50%	30-39	C: White - Any other White background	848	51%	416
H: Asian or Asian British - Indian	925	73%	64%	18-29	C: White - Any other White background	742	52%	358
L: Asian or Asian British - Any other Asian background	447	78%	66%	50-54	A: White - British	4,513	93%	312
K: Asian or Asian British - Bangladeshi	357	71%	55%	70-74	A: White - British	8,615	97%	297
R: Other ethnic groups - Chinese	272	63%	55%	55-59	A: White - British	4,216	94%	248
G: Mixed - Any other Mixed background	215	65%	53%	80+	A: White - British	7,917	97%	209
N: Black or Black British - African	208	75%	62%	40-49	C: White - Any other White background	553	64%	201
F: Mixed - White and Asian	153	70%	54%	65-69	A: White - British	5,018	97%	175
B: White - Irish	152	85%	76%	60-64	A: White - British	3,391	96%	150
J: Asian or Asian British - Pakistani	150	73%	62%	30-39	S: Other ethnic groups - Any other ethnic group	267	52%	129
D: Mixed - White and Black Caribbean	150	63%	43%	18-29	S: Other ethnic groups - Any other ethnic group	182	46%	99
E: Mixed - White and Black African	98	78%	60%	30-39	H: Asian or Asian British - Indian	198	54%	92
P: Black or Black British - Any other Black background	81	70%	58%	75-79	A: White - British	3,972	98%	80
M: Black or Black British - Caribbean	66	85%	76%	50-54	C: White - Any other White background	169	59%	70

Vaccination by Deprivation Decile (1 most deprived)		
Deprivation Decile	First	Second
1	74%	64%
2	79%	70%
3	81%	73%
4	84%	75%
5	86%	78%
6	89%	82%
7	89%	82%
8	91%	85%
9	91%	85%
10	93%	87%



Darlington Key Headlines

- NHSE have set an aspirational target of 90% for first vaccines
- D'ton locality is currently reporting 84.5% uptake for 1st vaccines, this is above the TVCCG average of 82.7% and the NENC regional average of 84.4%
- Capacity for vaccines currently far outweighs demand
- Vaccines in Darlington have been delivered from various sites
 - PCN
 - Vaccination centre
 - Community Pharmacy
 - Pop up clinics for Darlington Pride
 - Roving unit provided by community pharmacy
 - Pop up clinic at Education Village for high risk 12-15year olds before start of term 6th September
 - Walk in clinic provision at Vaccination centre and Community pharmacy
- Cohort 13 - 16-17 year olds has recently been added to data, future updates will include 12-15 year olds and Phase 3 (Booster) as and when appropriate and data available

