



DARLINGTON
Borough Council

Adult's Social Care Performance & Practice Report

End of Year (April - March 2024)

Scrutiny

Independence

Definition Avoiding permanent placements in residential and nursing care homes is a good indicator of maximising independence and delaying dependency. However, it is acknowledged that for some people drawing on care admission to residential or nursing care homes can represent an improvement in their situation. This indicator also captures efficiency. Residential and nursing care are often the most expensive forms of interventions. Relying on interventions that maximise independence - where appropriate - would represent a cost saving.

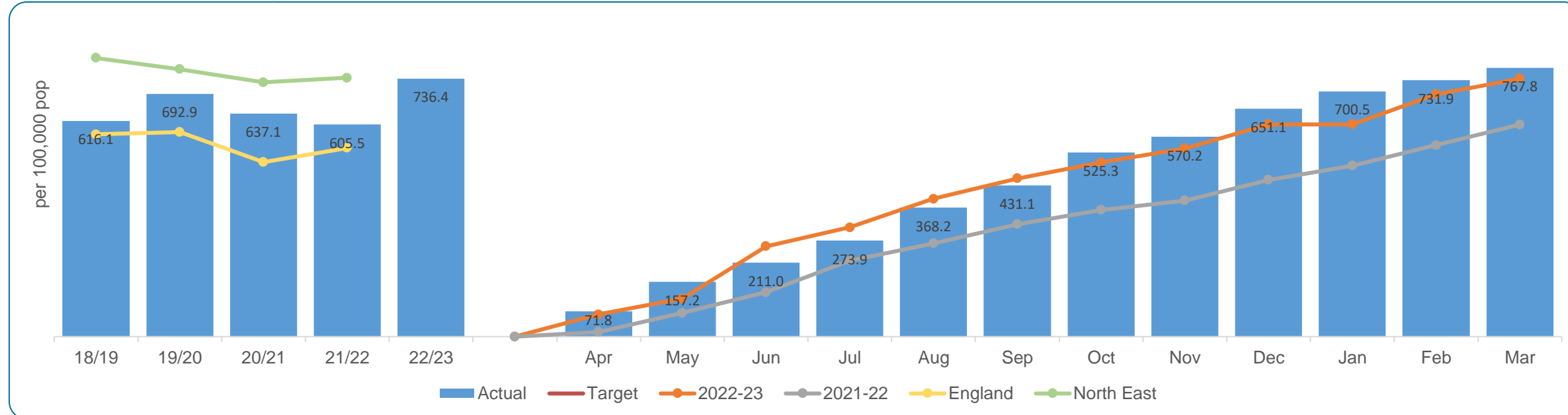
Data source: Client level data, Office of National Statistics

PERFORMANCE ANALYSIS During 2023-24 the total number of individuals who moved into permanent residential or nursing care is 171. This is an increase from 164 in 2022-23 and 131 in 2021-22. The average age of individuals moving to permanent residential, or nursing care is 84, which is the same as the previous 2 years.

Since April, 141 (82%) individuals moved into permanent residential or nursing care straight from an SBS. The current average length of stay in a SBS before moving to permanent care is 16 weeks, this is an improvement on the average figure of 19 weeks for 2022-23 and 20 weeks for 2021-22.

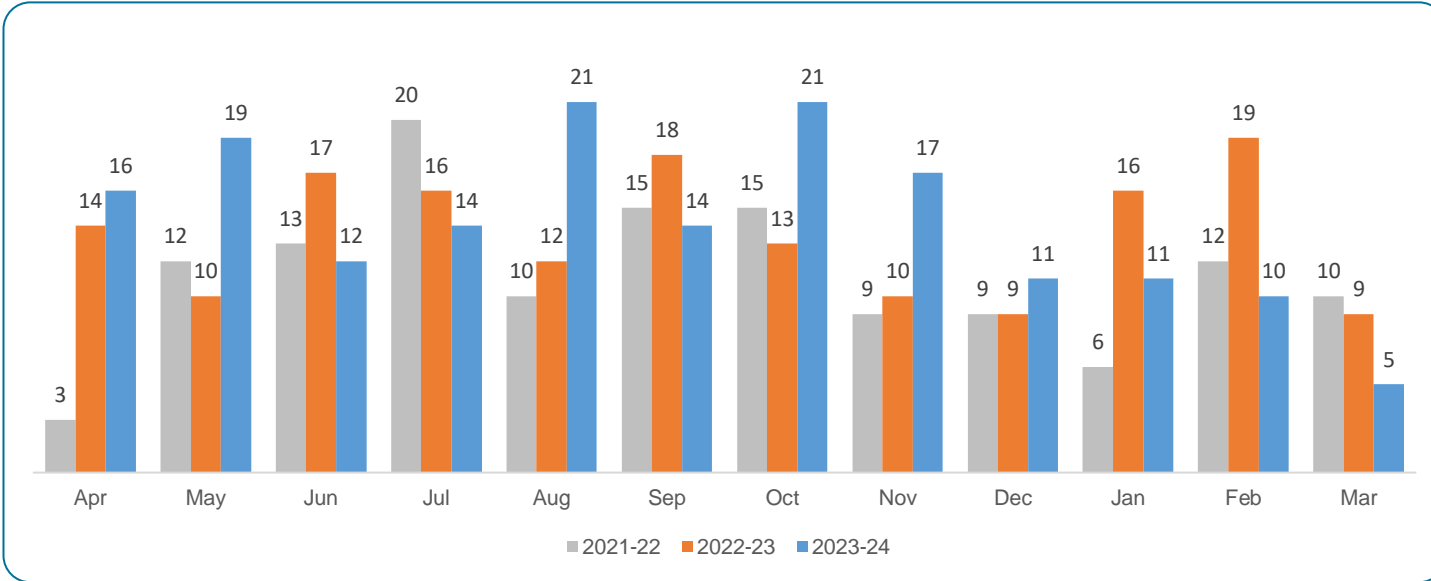
ASCOF regional benchmarking data is now available for 2022-23, figures show that as it currently stands Darlington has the 6th highest proportion of individuals aged 65+ entering residential / nursing on permanent basis during 2022-23.

ASC 002 (ASCOF 2C): The number of adults aged 65 and over whose long-term support needs are met by admission to residential and nursing care homes

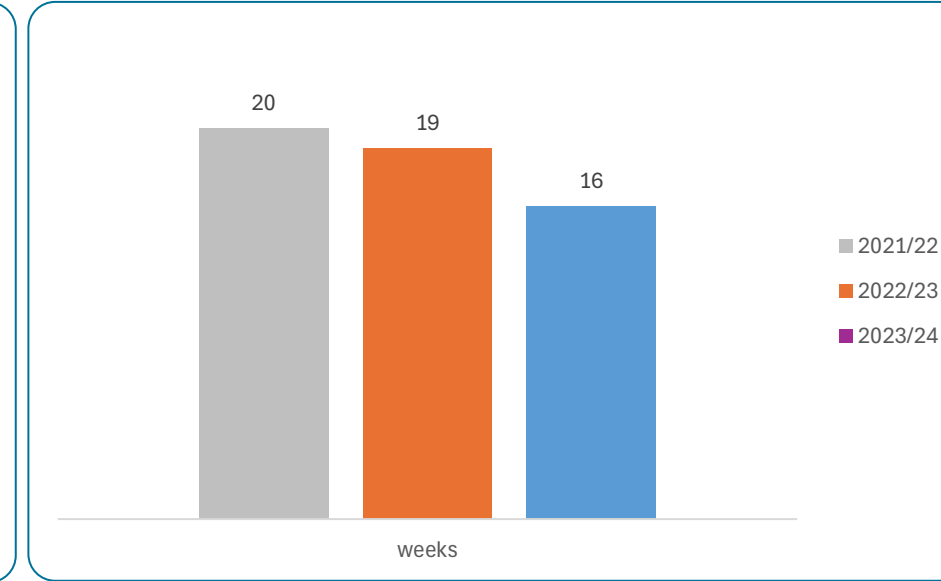


Darlington was ranked **130th** nationally for this indicator in 2022-23

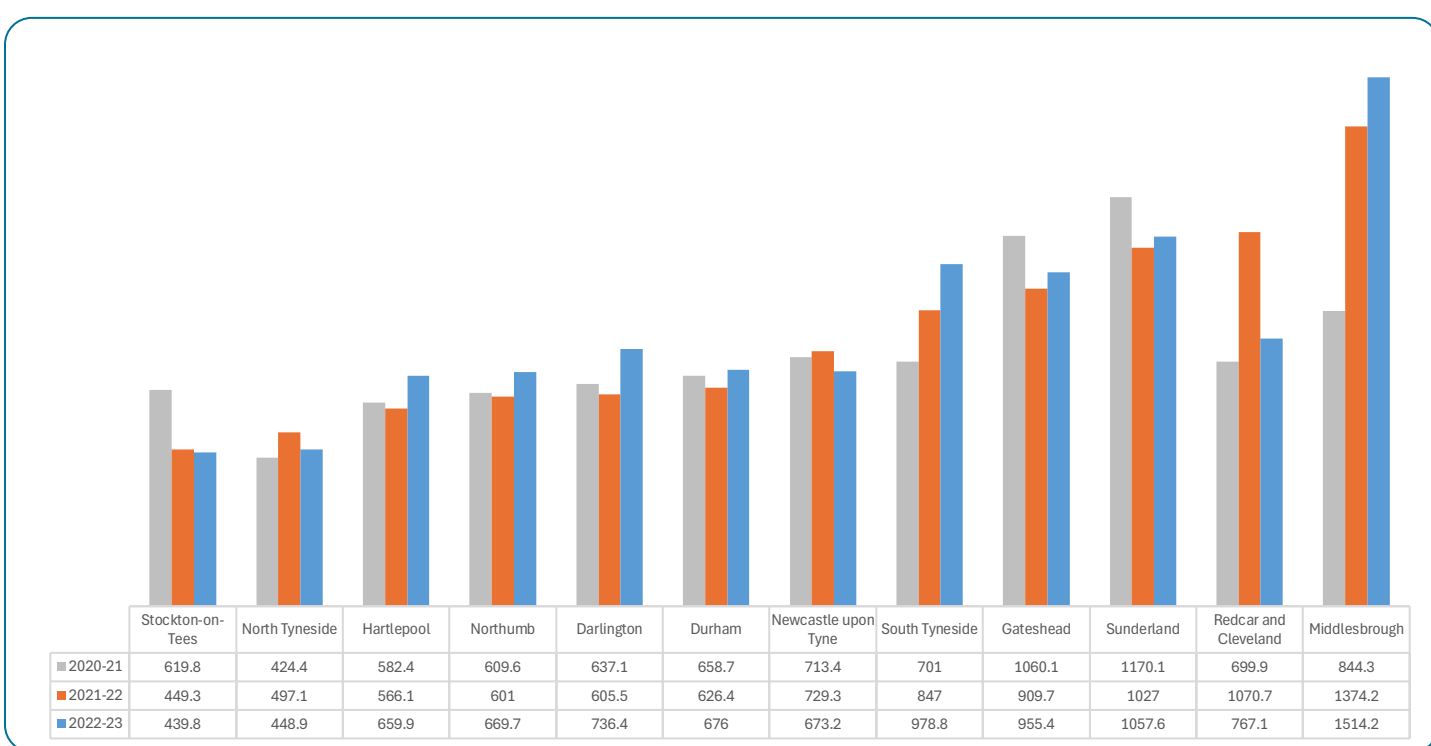
ASC 002a: Number of monthly permanent admissions



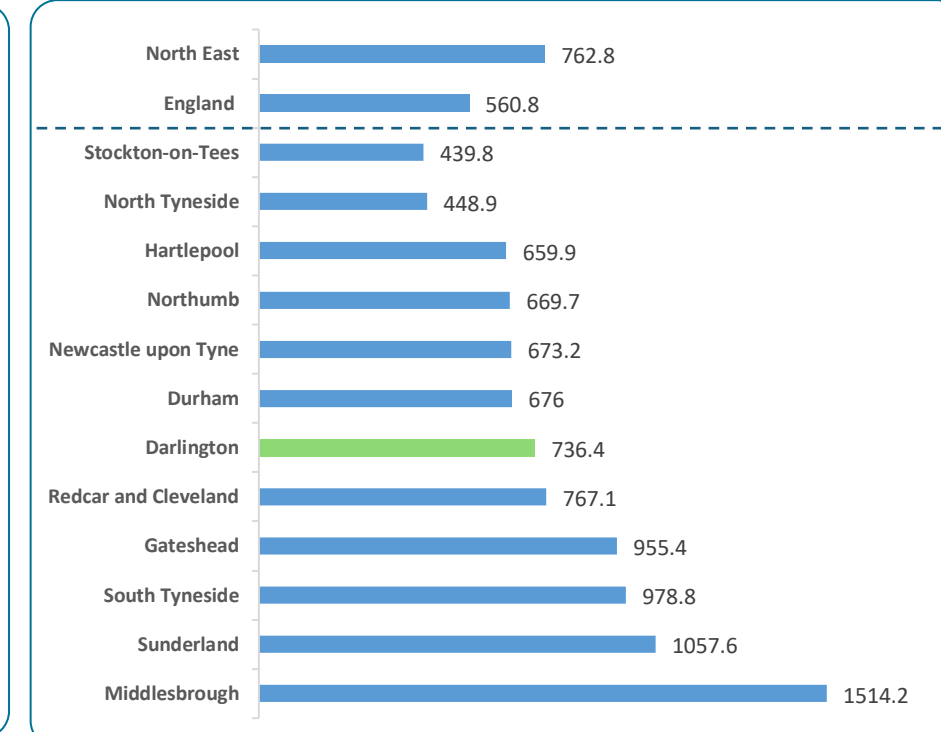
Average number of weeks in SBS prior to permanent care - YTD



Regional Performance (smaller is better) - 2022-23 Regional results

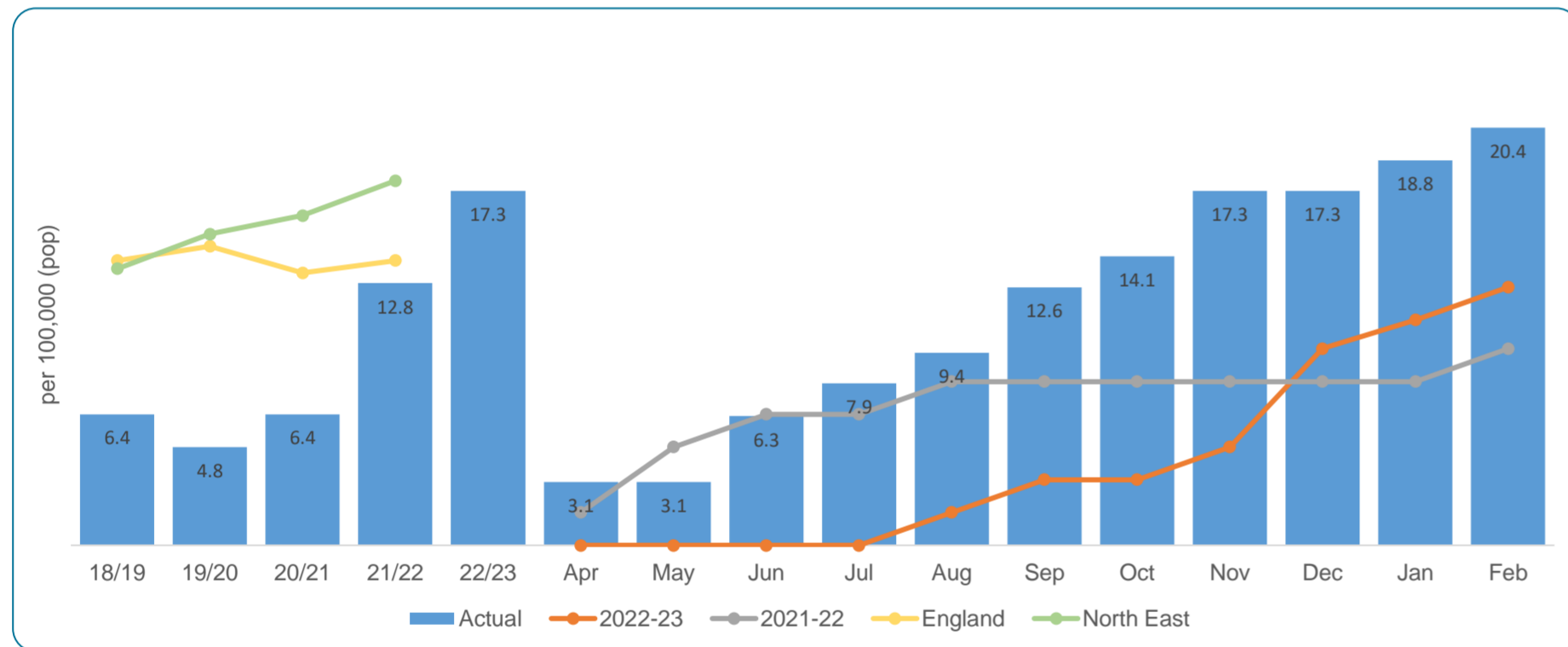


2022-23 Regional results (smaller is better)



Independence	
Definition	<p>Avoiding permanent placements in residential and nursing care homes is a good indicator of maximising independence and delaying dependency. However, it is acknowledged that for some people drawing on care admission to residential or nursing care homes can represent an improvement in their situation.</p> <p>This indicator also captures efficiency. Residential and nursing care are often the most expensive forms of interventions. Relying on interventions that maximise independence - where appropriate - would represent a cost saving.</p> <p>Data source: Client level data, Office of National Statistics</p>
PERFORMANCE ANALYSIS	<p>There have been 13 18–64-year-olds who have entered permanent care since April 2023, this has resulted in the current performance figure of 20.4. 2023-24 has seen the highest number of 18–64-year-olds entering permanent care in the past 6 years.</p> <p>Since 2019-20 the proportion of 18-64-year-olds entering permanent care has increased year on year. During the whole of 2019-20, 3 18–64-year-olds moved to permanent care, whilst in 2021-22 it was 8 and last year increasing again to 11.</p> <p>Information gathered from the ADASS Spring Survey 2023 shows that more people are being impacted by social care providers closing or handing back contracts to councils. In the past 6 months 66% of councils that responded reported that providers in their area had closed, ceased trading, or handed back council contracts.</p> <p>Currently the average age of 18–64-year-olds in permanent residential or nursing care is 55. This is in the main due to complexity of people requiring care including early onset dementia.</p>

ASC 003 (ASCOF 2B):Adults aged 18-64 admitted on a permanent basis in the year to residential or nursing care

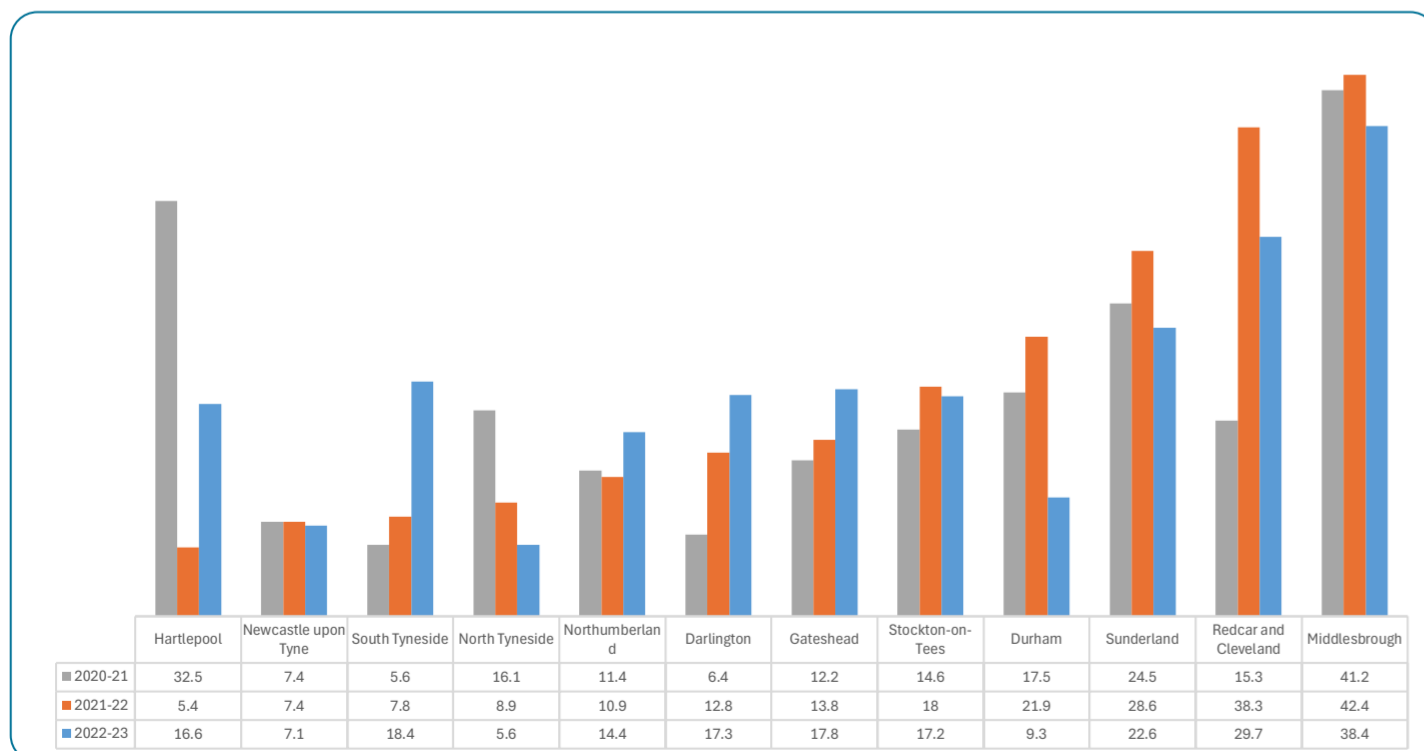


Darlington was ranked **109th** nationally for this indicator

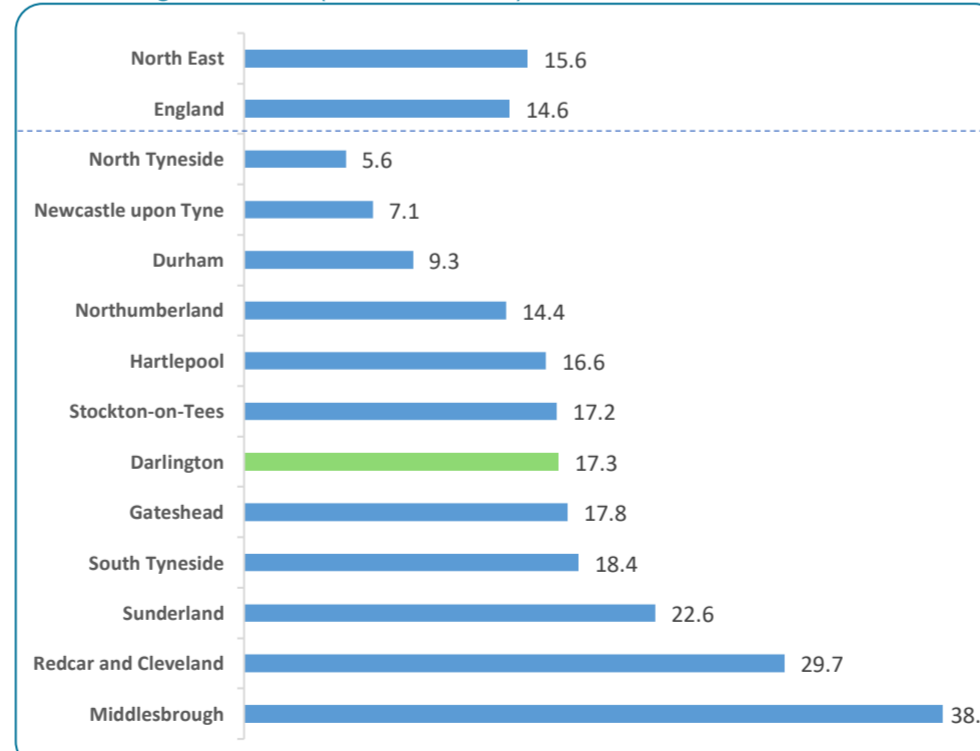
Age of individuals in 18-64

Age	Gender
40	Female
47	Female
47	Female
52	Male
55	Female
57	Male
61	Male
62	Female
63	Male
63	Female
55	Female
62	Female
56	Male

Regional Performance (smaller is better) - 2022-23 Regional results

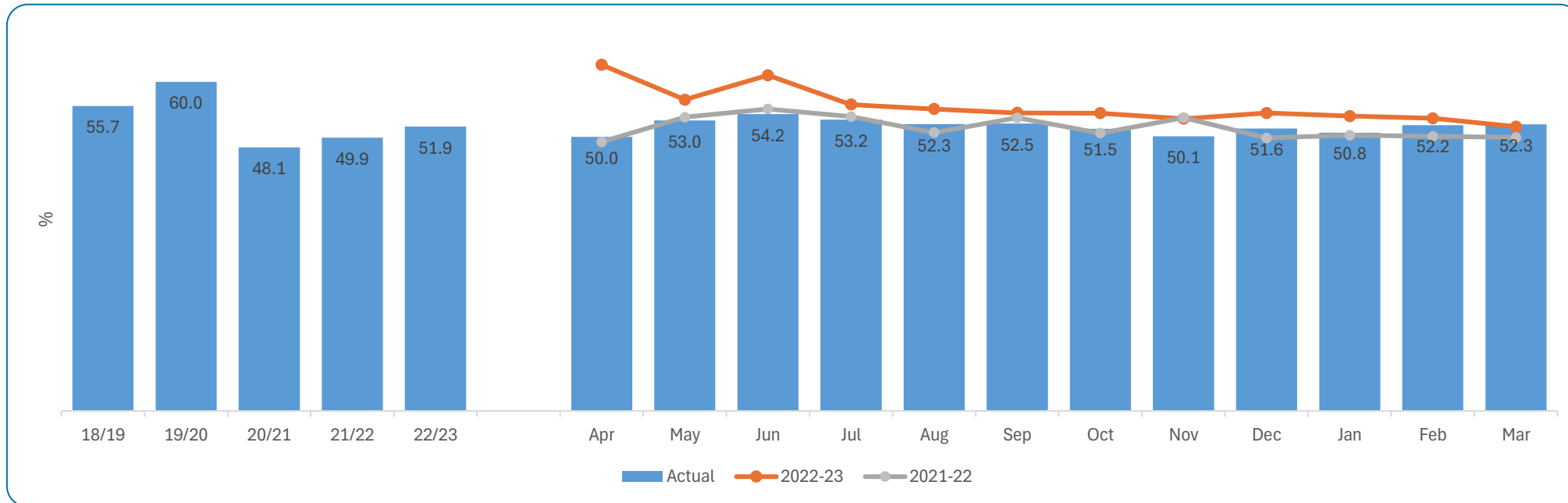


2022-23 Regional results (smaller is better)



Independence	
Definition	Numerator: Of those in the denominator, those who have had a completed reablement review with outcomes of 'No services provided or identified', 'Long Term Support Ended', Universal Services/Signposted. Denominator: The total number of clients completing a reablement package during the period
PERFORMANCE ANALYSIS	<p>Performance for this indicator continues to stay consistent.</p> <p>At the end of 2023-24 it was reported that 29.3% client needs had decreased, 13.8% needs had increased and 4.6% stayed the same. The remaining 52.3% are those who no longer had ongoing care needs.</p> <p>The number of clients being referred to RIACT as part of a hospital discharge remains consistently high, with an average of 65 hospital discharges being received per month during 2023-24. Although not all these referrals progress to receive a service it does demonstrate the increase the service area is currently experiencing.</p> <p>We have a ranking in the top third of councils for reablement delivery and outcomes and although the number of hospital discharges has doubled over the last three years the proportion of people living at home 91 days after discharge from hospital remains high at 81%.</p>

ASC 019: % of people who have no ongoing care needs following completion of provision of a reablement package at the end of the month.

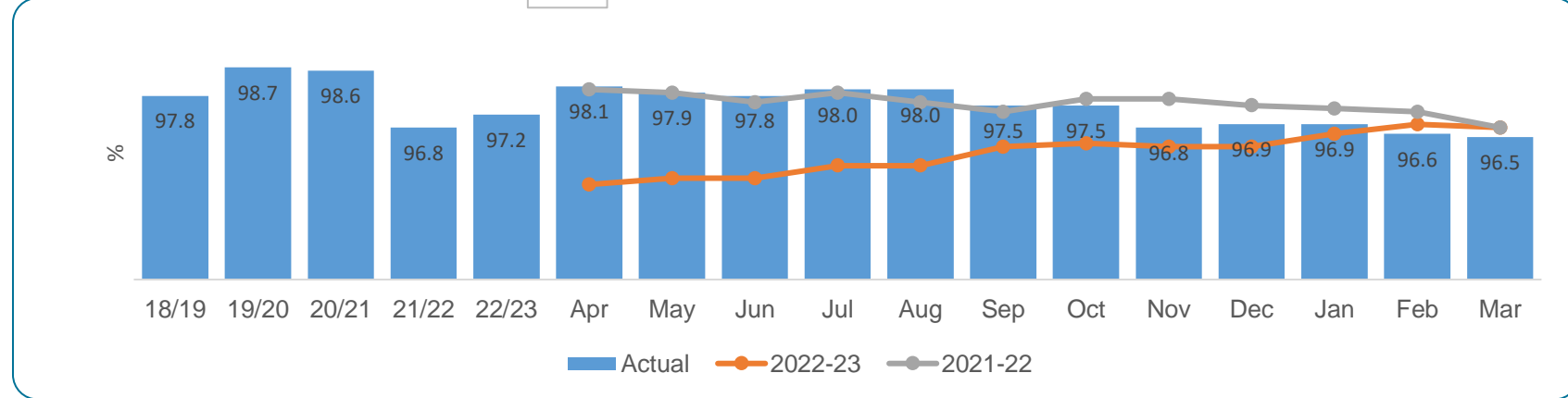


Empowerment

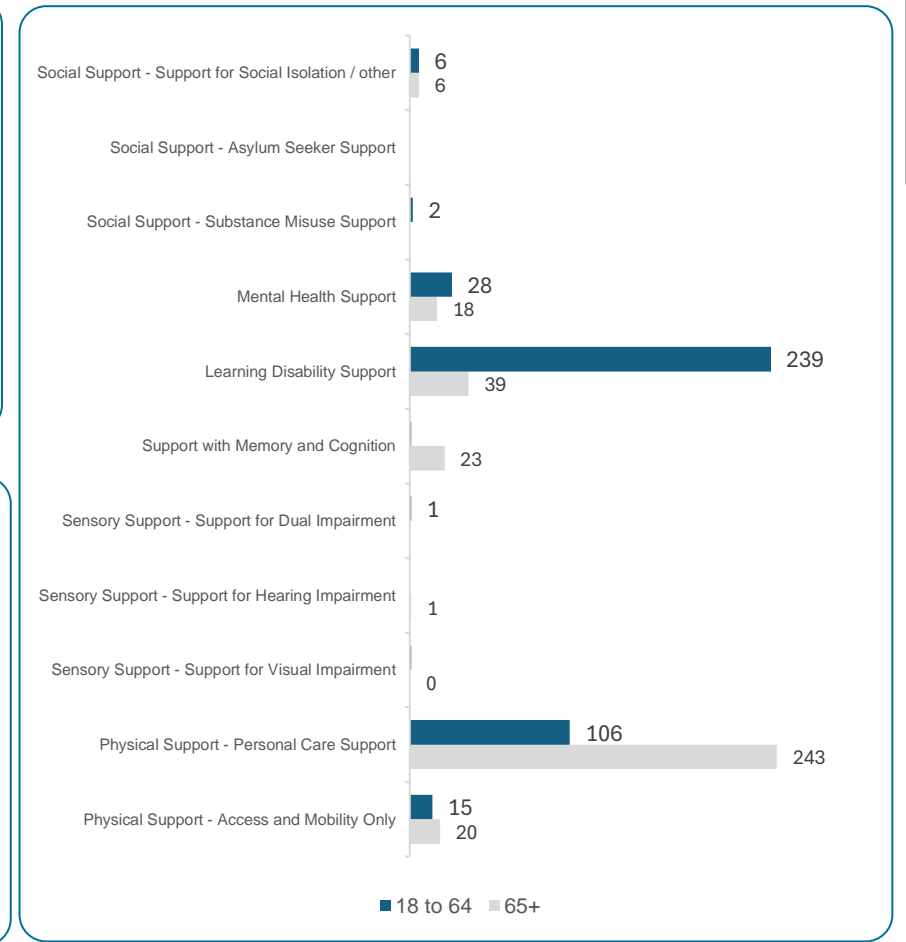
Definition
 Proportion of people using social care who receive self-directed support.
 Numerator - the number of users receiving either a) Direct Payments, b) Part Direct Payments or c) CASSR managed Personal Budget at the year end.
 Denominator - Clients (aged 18 or over) accessing long term community support at the year end.

PERFORMANCE ANALYSIS
 The proportion of people using social care who receive self directed support is currently 96.5%, this equates to 747 individuals currently receiving self directed support.
 This indicator also includes those people using social care who received direct payments. The following narrative refers to the end of year figures for the proportion of people using social care who receive direct payments.
 With regards to people using social care who receiving direct payments we were ranked 22nd nationally for people using Direct Payments in 2022-23 at 35%. The proportion of service users accessing Direct Payments at the end of 2023-24 is 32%. This indicator has fallen from 42.2% in 2018-19 to the current figure of 32%. Currently there are 248 service users who are accessing Direct Payments compared to 252 during the same period last year. The decrease is in the main due to change in provider arrangements resulting in direct payments not being available.

ASC 049: Proportion of people using social care who receive self-directed support

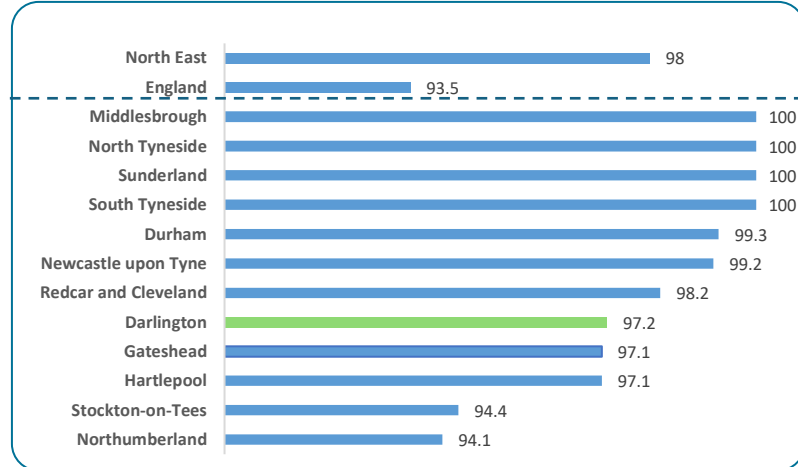


Primary Support Reason

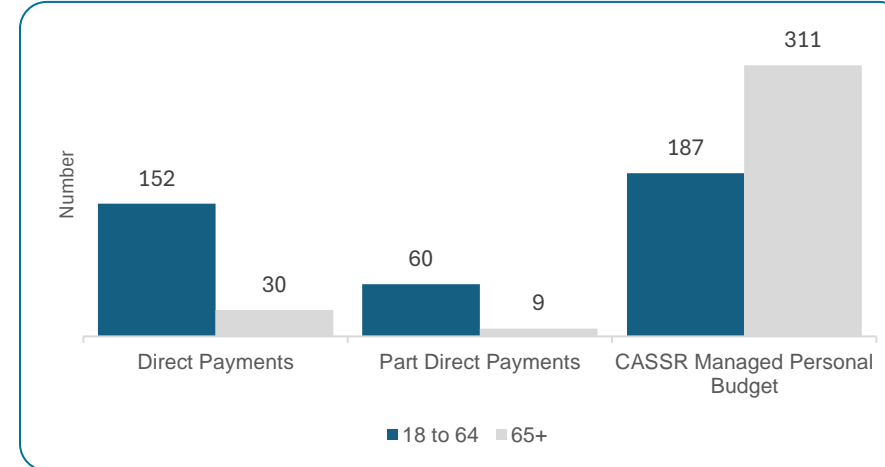


Darlington was ranked **102nd** nationally for this indicator in 2022-23

Provisional 2022-23 regional results



Breakdown of self-direct support



Empowerment

Definition Proportion of carers using social care who receive self direct support
 Numerator: The number of users receiving either a) Direct Payments, b) Part Direct Payments or c) CASSR managed Personal Budget at the year end
 Denominator: Carers (caring for someone aged 18 or over) receiving carer-specific services at the year end

PERFORMANCE ANALYSIS

During 2023-24 100% of carers received self direct support.

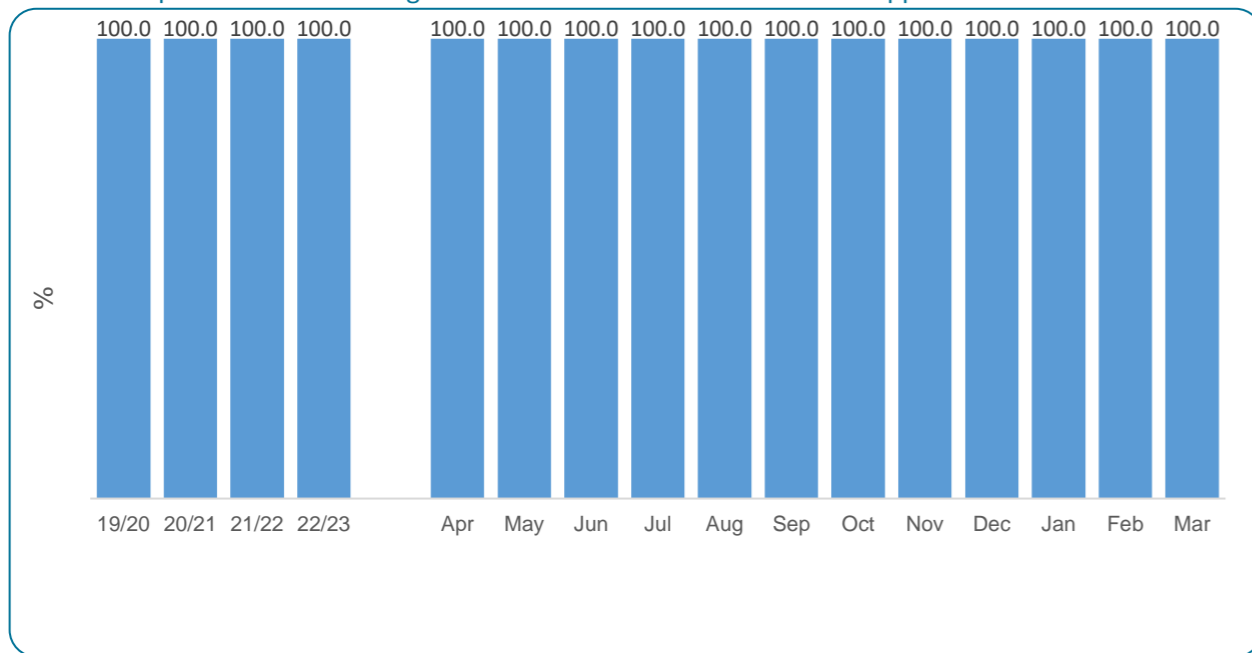
This indicator also includes those carers who received direct payments. The following narrative refers to the end of year figures for the proportion of carers receiving direct payments.

With regards to carers receiving direct payments we were ranked 91st nationally for this indicator in 2022-23. The proportion of carers accessing Direct Payments is currently 89.4%. Performance for this indicator, historically has been quite static, however, since October 2023 the proportion of carers accessing Direct Payments has fallen to current level. At the end of 2022-23 the figure was 94.7%, Currently there are 75 carers who are accessing Direct Payments compared to 90 during the same period last year.

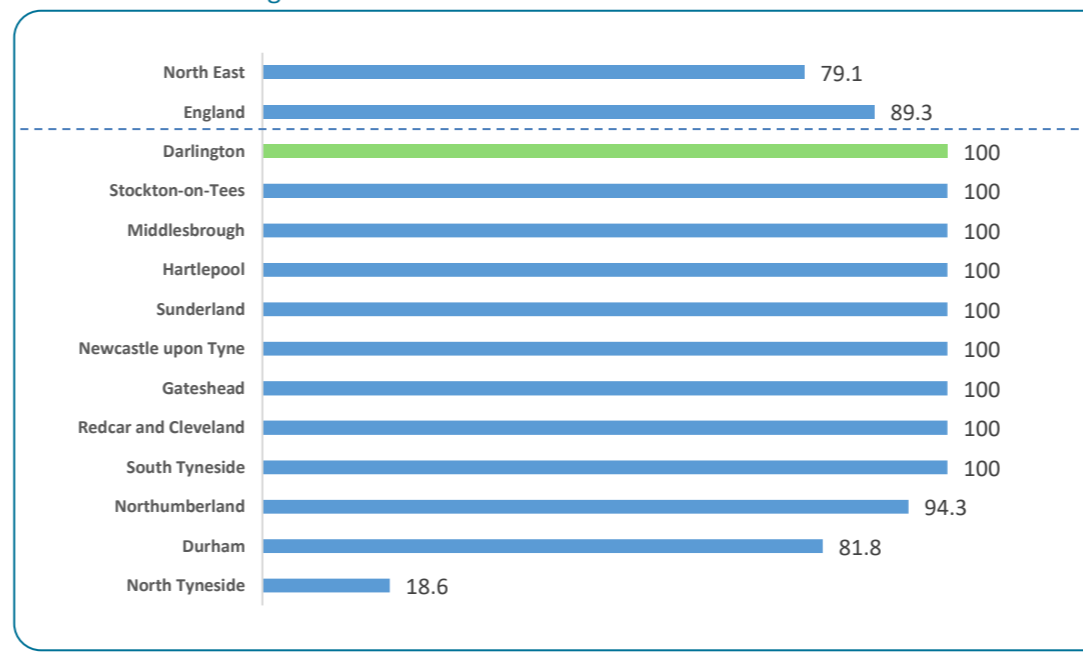
We hold a monthly oversight meeting on a regular basis to review the cases, the outcomes and ensure that the DP is still meeting the outcomes of the individuals and carers.

Although still a high performing council on use of direct payments we wish to increase this usage, and we are undertaking a refresh of our offer to raise awareness within the population and support an increase in staff confidence in promoting DP as an offer.

ASC 050: Proportion of carers using social care who receive self-directed support



Provisional 2022-23 regional results



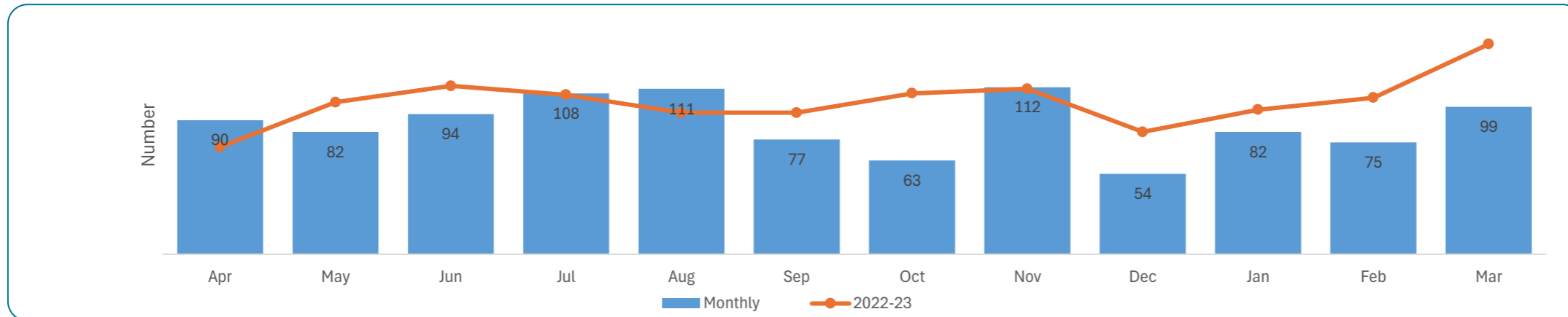
Darlington was ranked **1st (jointly)** nationally for this indicator in 2022-23

Safety

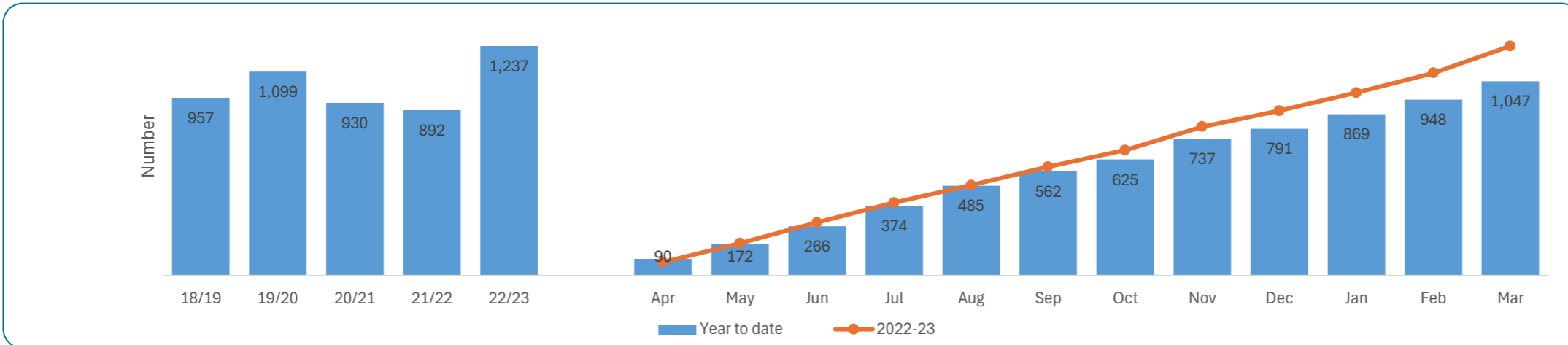
Definition Number of safeguarding concerns (initial enquiries) started - per month

PERFORMANCE ANALYSIS There have been 1047 safeguarding enquiries started since April. The breakdown by team receiving safeguarding concerns (initial enquiries):
 Safeguarding - 575 (54.9%)
 Adult Learning Disability - 117 (11.2%)
 Adult Mental Health - 115 (11.0%)
 OAIT - 103 (9.8%)
 ACT - 96 (9.2%)
 RIACT - 41 (3.9%)

ASC 209: Number of Safeguarding concerns (initial enquiries) Started - Per Month

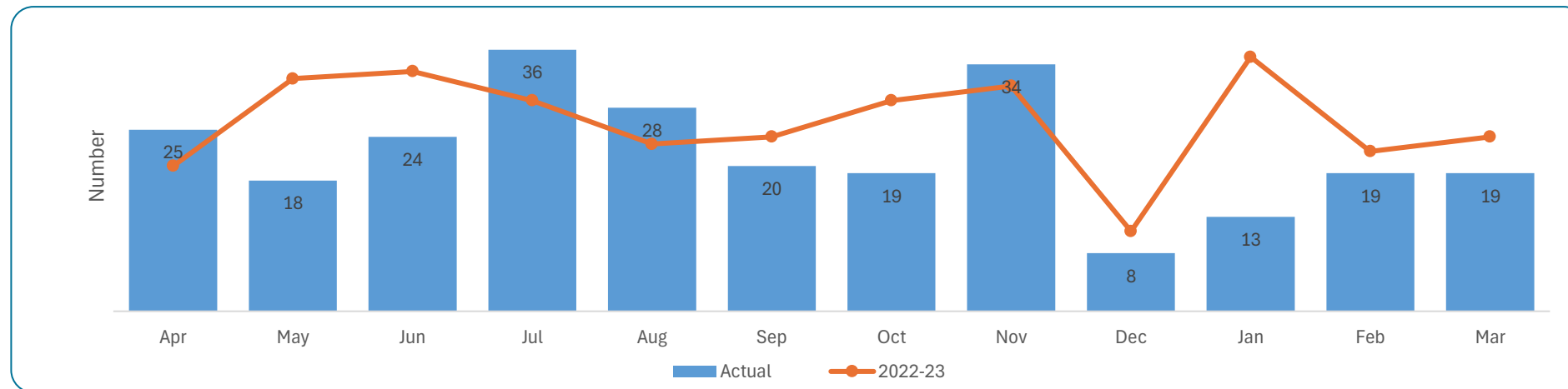


ASC 208: Number of Safeguarding concerns (initial enquiries) Started - Year to Date



Safety	
Definition	Number of strategy meetings undertaken i.e. concerns progressed to strategy per month
PERFORMANCE ANALYSIS	Of the 1237 enquiries started during 2023-24, 260 have progressed to a strategy meeting which represents a 24.8% conversion rate, this is a slight fall from the same period last year where the conversion rate was 25.3%.

ASC 211: Monthly number of strategy meetings



ASC 211a: Year to date number of strategy meetings undertaken

