



DARLINGTON
Borough Council

Health and Housing Scrutiny Committee

STRIDE Presentation

Darlington Town Hall

23rd October 2024

Mark Harrison

2022-2025 SSMTRG L.A. Funding Allocations (Darlington and County Durham)



DARLINGTON
Borough Council

	Darlington	Durham
2022/23		
Drug strategy allocation (£)	£316,193	£1,452,381
Inpatient detoxification allocation (£)	£27,021	£113,898
Drug strategy housing support grant (£)	£0	£405,261
Rough Sleeping Drug and Alcohol Treatment Grant (£)	£0	£273,795
2023/24		
Drug strategy allocation (£)	£518,179	£2,380,175
Drug strategy allocation (£)	£27,021	£113,898
Drug strategy housing support grant (£)	£0	£405,261
Rough Sleeping Drug and Alcohol Treatment Grant (£)	£0	£308,869
2024/25		
Drug strategy allocation (£)	£1,000,006	£4,593,370
Inpatient detoxification allocation (£)	£27,021	£113,898
Drug strategy housing support grant (£)	£0	£405,261
Rough Sleeping Drug and Alcohol Treatment Grant (£)	£0	£308,868
Total additional SSMTRG Investment over Initial 3 years of Drug Strategy	£1,915,441	£10,874,935

SSMTRG Menu of Interventions



DARLINGTON
Borough Council

Area and Intervention

1. System coordination and commissioning
2. Enhanced harm reduction provision
3. Increased treatment capacity
4. Increased integration and improved care pathways between the criminal justice settings, and drug treatment
5. Enhancing treatment quality
6. Residential rehabilitation and inpatient detoxification
7. Better and more integrated responses to physical and mental health issues
8. Enhanced recovery support
9. Other interventions which meet the aims and targets set in the drug strategy
10. Expanding the competency and size of the workforce

Darlington Performance – Adults in Treatment



DARLINGTON
Borough Council

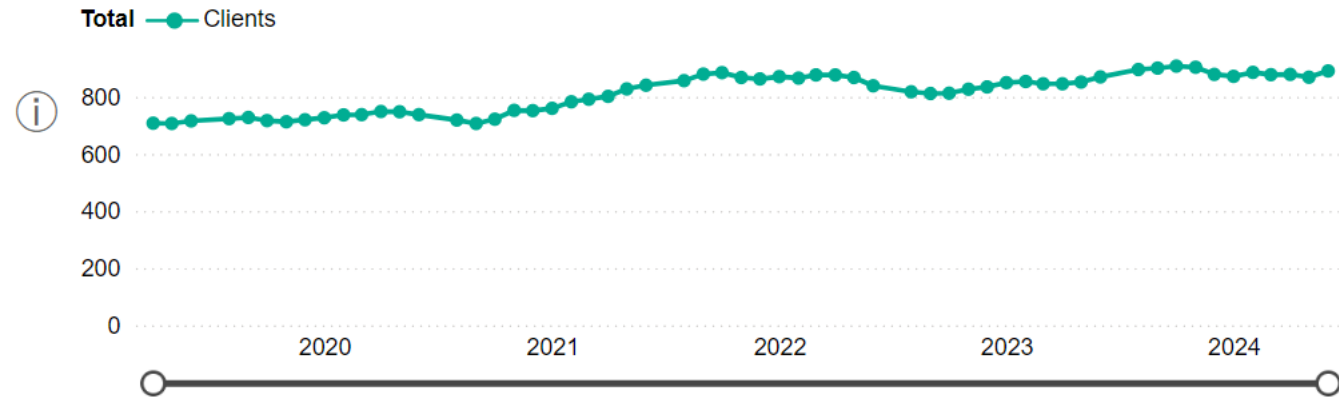
Darlington

Adults in treatment

891

Jul 2023 to Jun 2024

Baseline: March 2022
877



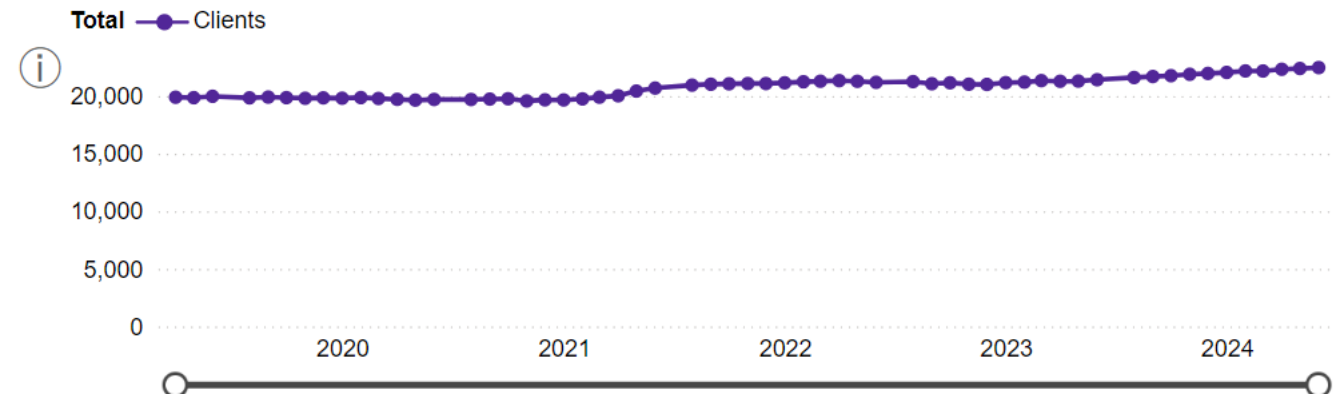
North East

Adults in treatment

22,475

Jul 2023 to Jun 2024

Baseline: March 2022
21,291



Darlington Performance – Young People in Treatment



DARLINGTON
Borough Council

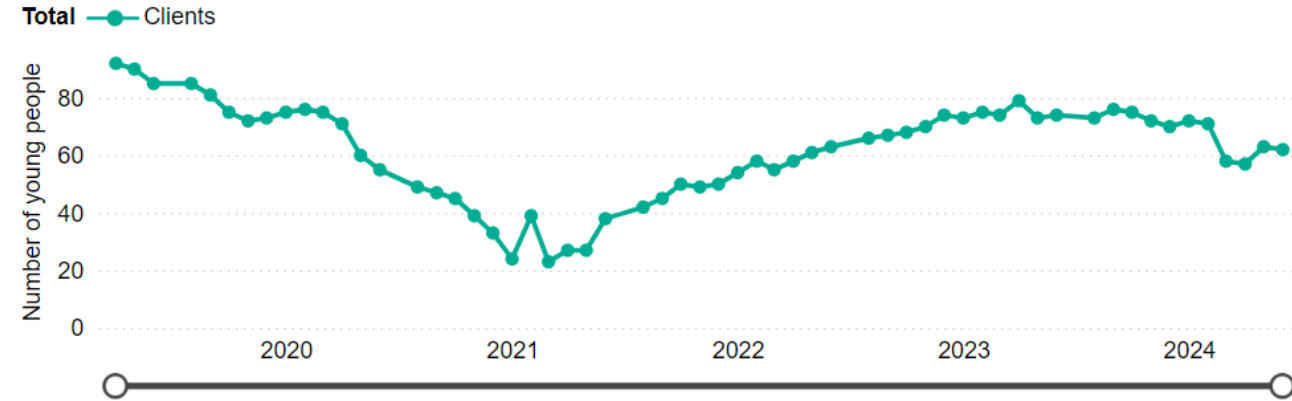
Darlington

Young people in
treatment

62 ⓘ

Jul 2023 to Jun 2024

Baseline: March 2022
55



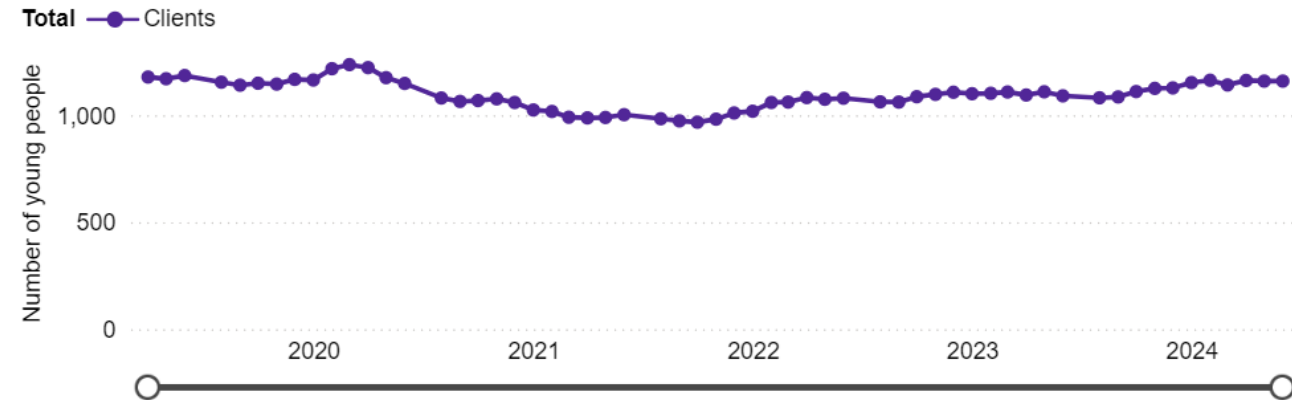
North East

Young people in
treatment

1,160 ⓘ

Jul 2023 to Jun 2024

Baseline: March 2022
1,062



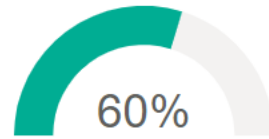
Darlington Performance – Continuity of Care (Rolling 12 Months)



DARLINGTON
Borough Council

Darlington

Proportion of clients

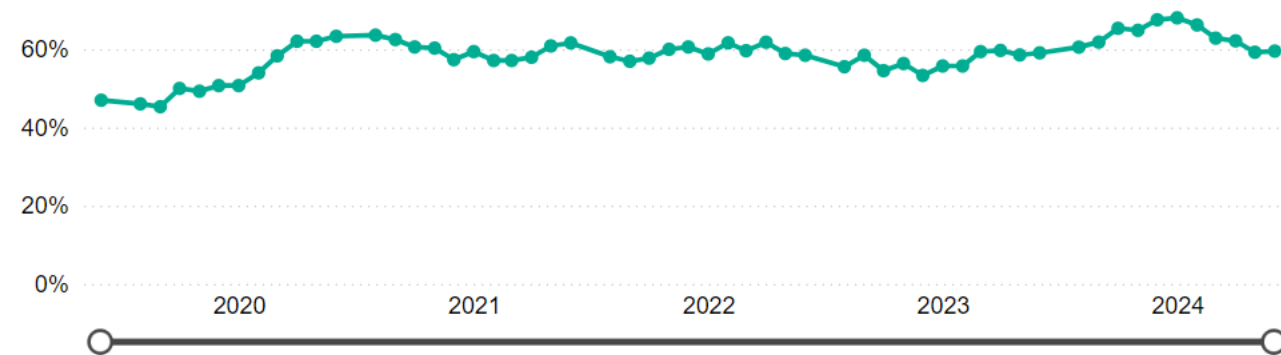


Prison exits Apr 2023 to Mar 2024 (Jun 2024 community data)

Baseline: March 2022
community data
60%

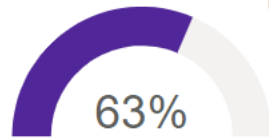


Total — Clients



North East

Proportion of clients

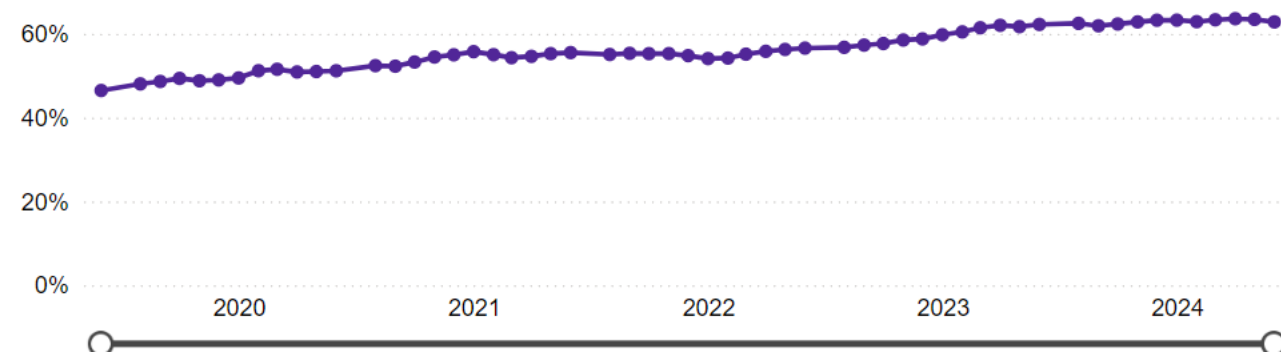


Prison exits Apr 2023 to Mar 2024 (Jun 2024 community data)

Baseline: March 2022
community data
55%



Total — Clients

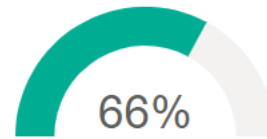


Darlington Performance – Continuity of Care (Rolling 3 Months)



Darlington

Proportion of clients

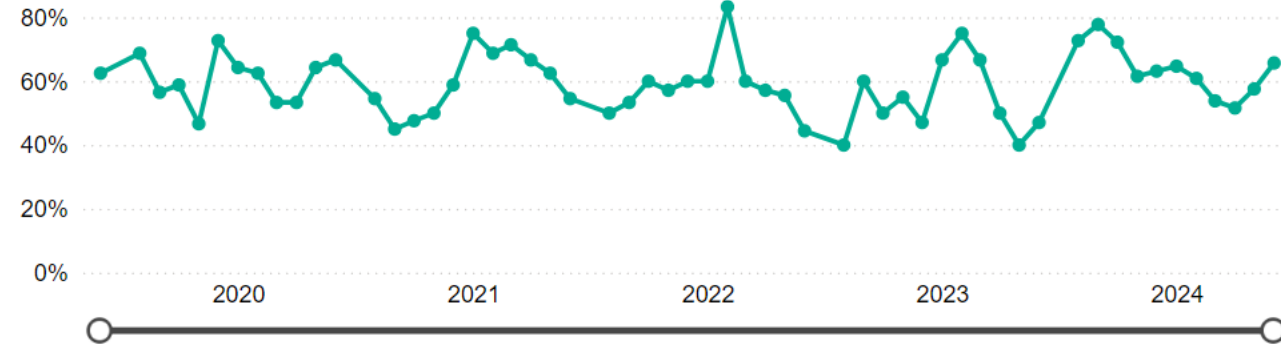


Prison exits Mar 2024 to May 2024 (Jun 2024 community data)

Baseline: March 2022
community data
60%

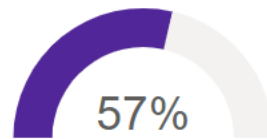


Total — Clients



North East

Proportion of clients

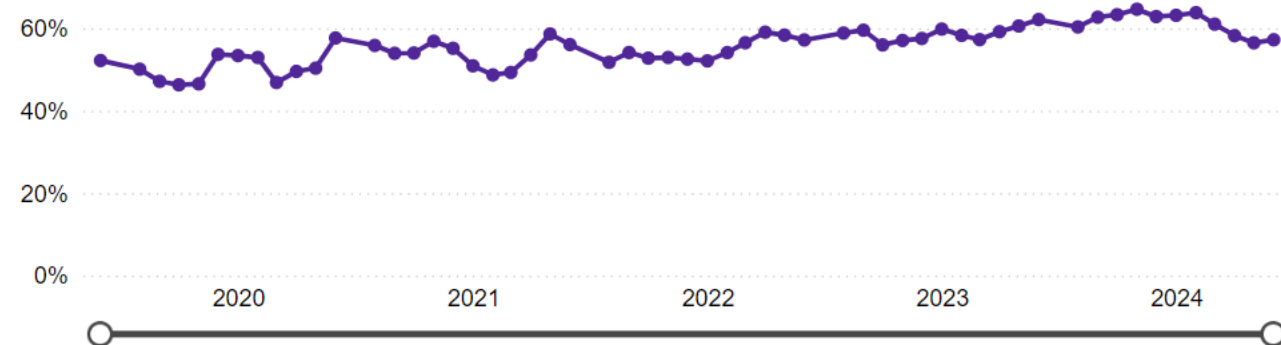


Prison exits Mar 2024 to May 2024 (Jun 2024 community data)

Baseline: March 2022
community data
57%



Total — Clients



Darlington Performance – Drug Related Deaths



DARLINGTON
Borough Council

Darlington

Proportion of all in treatment

1.12%

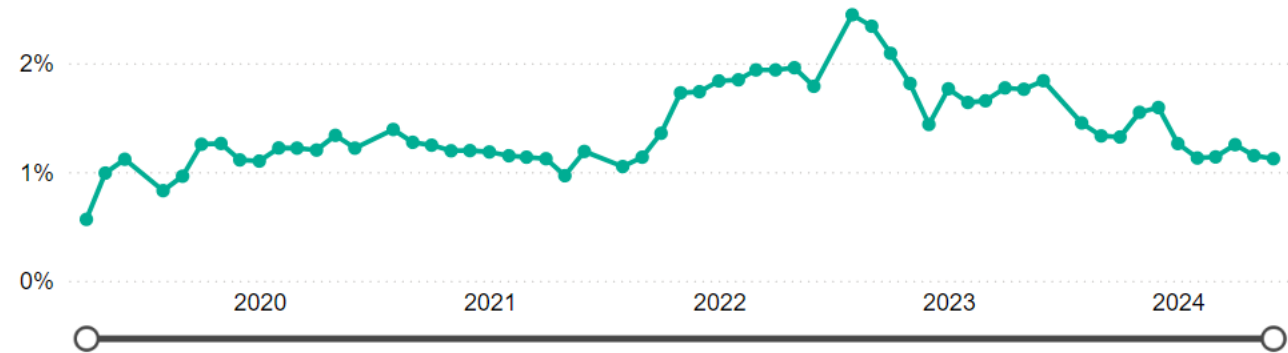
Jul 2023 to Jun 2024

Baseline: March 2022

1.94%



Total ● Clients



North East

Proportion of all in treatment

1.39%

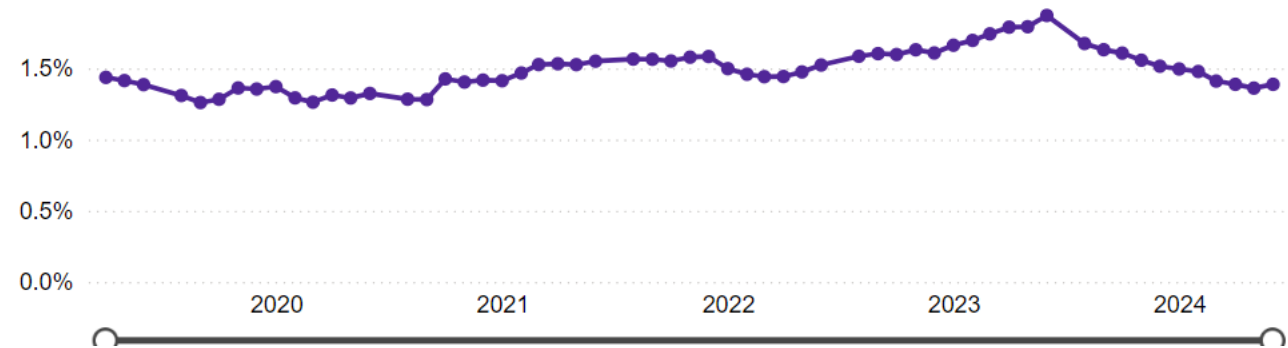
Jul 2023 to Jun 2024

Baseline: March 2022

1.44%



Total ● Clients





DARLINGTON
Borough Council

Thankyou
mark.harrison@darlington.gov.uk