



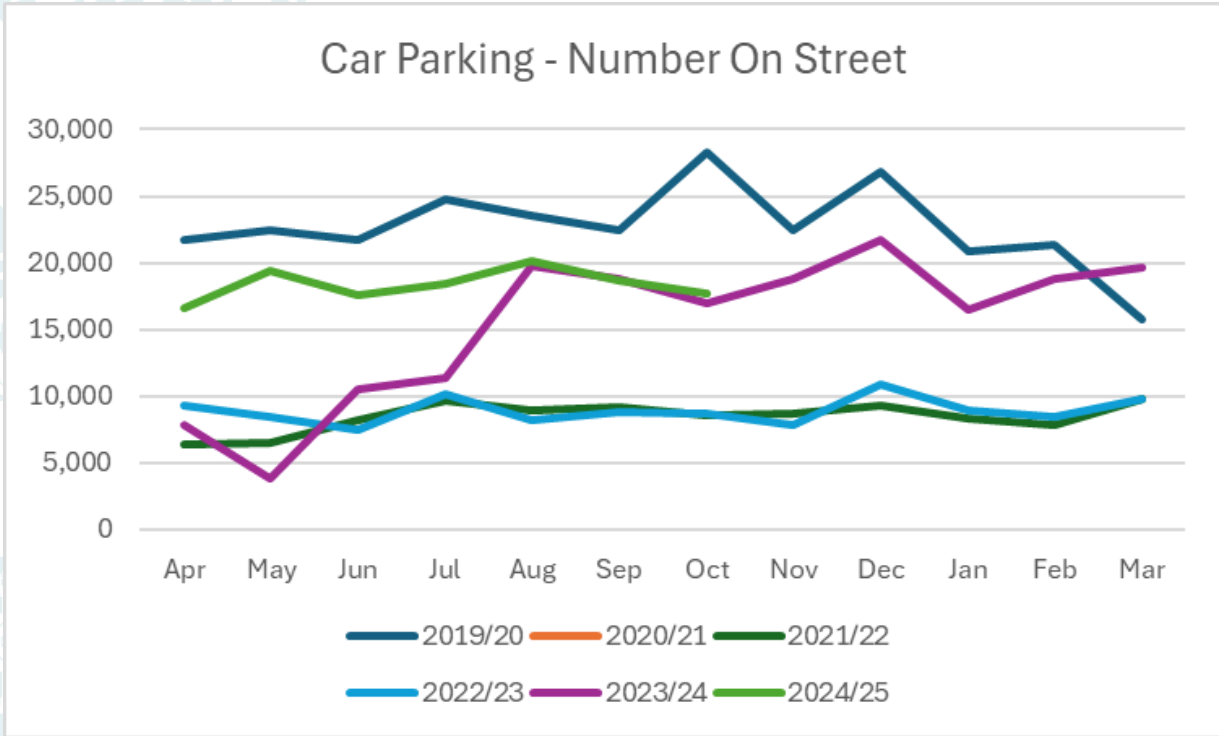
Darlington Car Parking Data

Supplied by Carolyn Pistellato, Parking and Appeals
Co-Ordinator

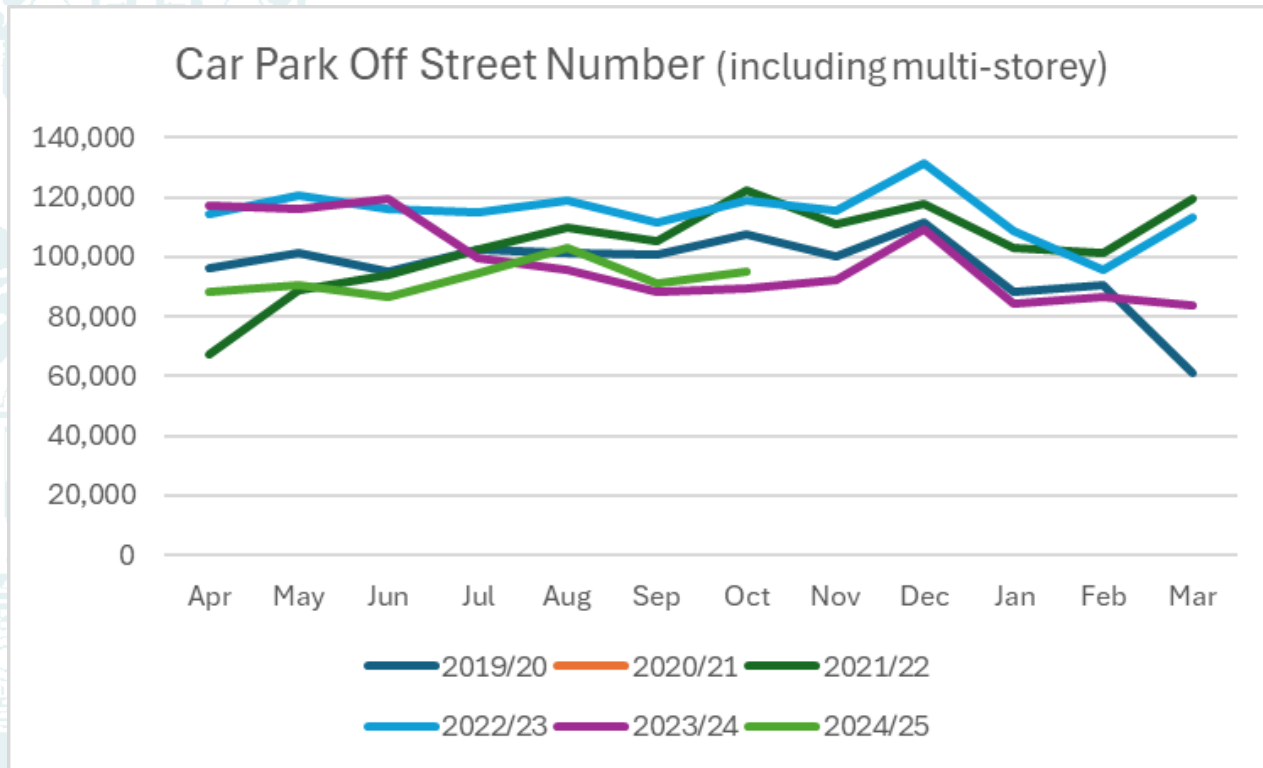
The car parking figures give totals of people using the car parks however no research has been done to evaluate what percentage of the users are working or shopping.



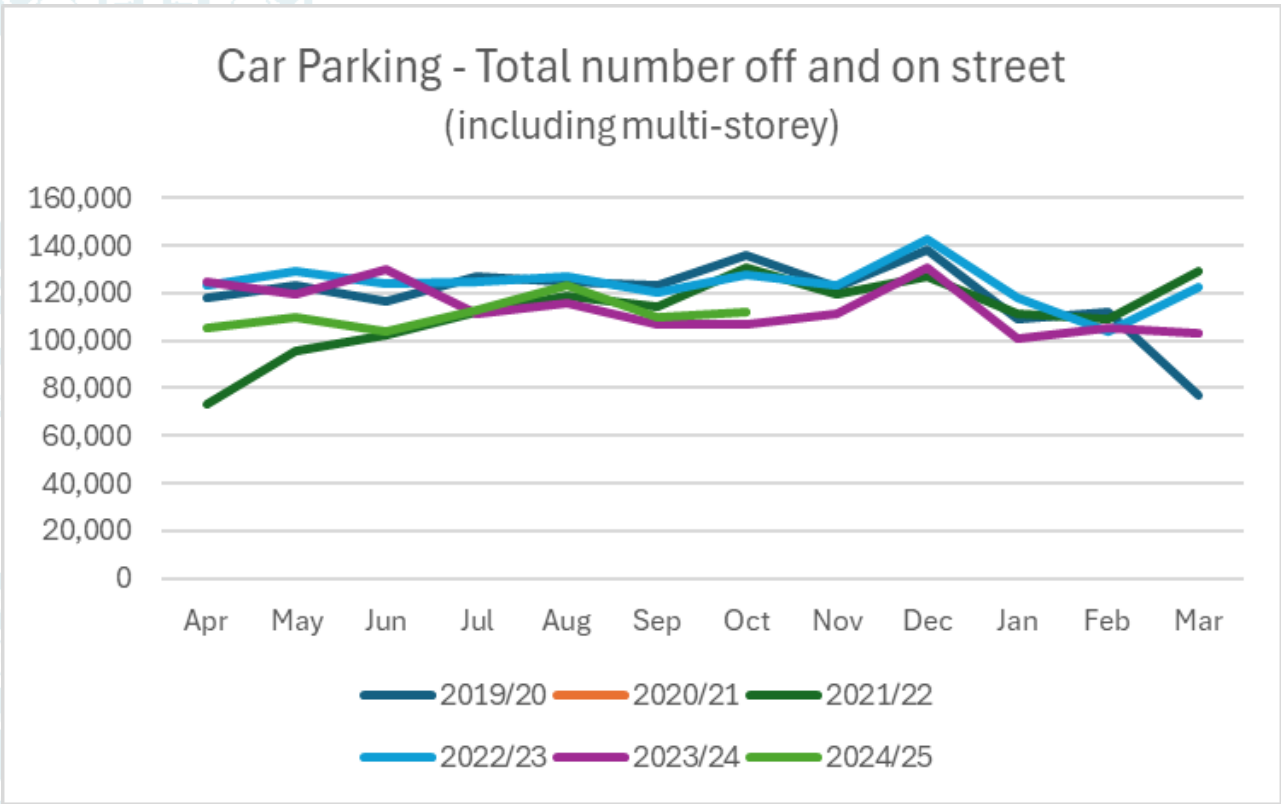
DBC Number	Indicator	Frequency Reported		Apr	May	Jun	Jul	Aug	Sep	Oct	Nov	Dec	Jan	Feb	Mar
	Car Parking - Number on-street	Monthly	2019/20	21,767	22,433	21,739	24,759	23,600	22,501	28,273	22,413	26,854	20,814	21,396	15,730
2020/21															
2021/22			6,374	6,557	8,248	9,654	8,901	9,171	8,585	8,685	9,295	8,367	7,847	9,785	
2022/23			9,298	8,493	7,441	10,160	8,170	8,774	8,685	7,784	10,935	8,943	8,401	9,770	
2023/24			7,888	3,838	10,578	11,342	19,722	18,814	17,001	18,804	21,778	16,532	18,758	19,601	
			2024/25	16,660	19,367	17,567	18,413	20,180	18,675	17,754					
	current year % difference from previous year			52.70%	80.20%										



DBC Number	Indicator	Frequency Reported		Apr	May	Jun	Jul	Aug	Sep	Oct	Nov	Dec	Jan	Feb	Mar
	Car Parking Off Street Number (inc Multi Storey)	Monthly	2019/20	95,962	101,095	95,167	102,228	101,061	100,523	107,534	99,940	111,655	88,235	90,571	60,979
2020/21															
2021/22			67,100	89,087	94,076	102,183	109,855	105,330	122,272	110,801	117,635	103,075	101,271	119,231	
2022/23			114,202	120,865	116,201	114,721	119,100	111,286	118,917	115,462	131,583	108,944	95,815	113,001	
2023/24			117,145	115,929	119,463	99,615	95,806	88,337	89,470	92,391	109,026	84,450	86,668	83,513	
2024/25			88,501	90,475	86,507	94,356	103,001	91,247	94,813						
	current year % difference from previous year			-32.40%	-28.10%										



DBC Number	Indicator	Frequency Reported		Apr	May	Jun	Jul	Aug	Sep	Oct	Nov	Dec	Jan	Feb	Mar
	Car Parking - Total number off & on street (inc Multi Storey)	Monthly	2019/20	117,729	123,528	116,906	126,987	124,661	123,024	135,807	122,353	138,509	109,049	111,967	76,709
2020/21															
2021/22			73,474	95,644	102,324	111,837	118,756	114,501	130,857	119,486	126,930	111,442	109,118	129,016	
2022/23			123,500	129,358	123,642	124,881	127,270	120,060	127,602	123,246	142,518	117,887	104,216	122,771	
2023/24			125,033	119,767	130,041	110,957	115,528	107,151	106,471	111,195	130,804	100,982	105,426	103,114	
2024/25			105,338	109,842	104,074	112,949	123,181	109,922	112,367						
	current year % difference from previous year			-18.70%	-9.00%										



DBC Number	Indicator	Frequency Reported		Apr	May	Jun	Jul	Aug	Sep	Oct	Nov	Dec	Jan	Feb	Mar	
	Car Parking - Multi Storey Paid Tickets	Monthly	2019/20	20,598	22,762	20,664	22,847	21,569	18,134	21,218	16,966	21,371	17,275	18,134	8,247	
2020/21																
2021/22			2,579	4,628	6,105	6,959	8,338	6,027	9,115	6,224	9,509	6,869	8,807	7,380		
2022/23			8,399	9,180	8,284	8,457	7,599	5,962	7,406	9,616	13,326	10,042	10,451	9,763		
2023/24			12,564	10,109	10,390	28,350	26,088	22,001	23,323	24,528	31,266	23,000	24,618	24,087		
			2024/25	24,045	23,376	21,617	25,631	28,460	23,166	23,796						
	current year % difference from previous year			47.70%	56.80%											

